



PurePEX

PureLink



**MOSACK GROUP**

2024 Wholesale Product Catalog

**TECTITE**  
by  MOSACK GROUP

**TMG** Valves





On April 24, 1928, American Lubricator and Brass Co. and Sterling & Skinner Manufacturing Co., two established Detroit-based manufacturers of brass valves and fittings, merged and adopted a new name, Consolidated Brass Company.


The company relocated to Charlotte, NC in 1955. It expanded to Pageland, SC in 1968 and to Conway, SC in 1982. The name of the company was changed to Consolidated Valve Industries in 1975 and Conbraco Industries, Inc. on July 28, 1977.

In 2018, Glenn Mosack broke out on his own and started The Mosack Group, Inc. by acquiring the retail division of Conbraco Industries, Inc. In 2020, The Mosack Group Inc. completed construction on a 126,000 sq. ft. corporate headquarters and warehouse in Mint Hill, NC. The headquarters expanded in 2022 by adding an additional 106,000 sq. ft. of warehouse and manufacturing space. In 2023 a Calgary-based company, HeatLink, was acquired by The Mosack Group, Inc. HeatLink is a multi-system supplier of potable water and radiant hydronic heating/cooling and snow melt systems.

Today, The Mosack Group, Inc. is continually striving to be the premier solution for plumbing system connections.

# TABLE OF CONTENTS

<u>Category</u>	<u>Page</u>	<u>Category</u>	<u>Page</u>
<b>PEX-A Products</b>		<b>PEX-B Products (continued)</b>	
PEX-A Pipe	4-5	Water Heater Connectors	24
PEX-A Fittings	6-13	Appliance Outlet Boxes	24
Couplings	7	Copper Stub-Out	24
Polybutylene Adapters	7	Manifolds	24
Elbows	7-8	PEX-A & PEX-B Accessories	24
Female Adapters	8	<b>Push-To-Connect Products</b>	
Male Adapters	9	Couplings	25-26
CPVC Adapters	9	Elbows	26-27
Press Adapters	9	Female Adapters	27
Multi-Port & Opposing Tees	10	Male Adapters	27
Test Plugs	10	Miscellaneous Adapters	27
Tees	10-11	Tees	28
Valves	12	Multi-Port Tees	28
Water Heater Connectors	12	Valves	29
Copper Stub-Outs	12	Caps	30
Tools	13	Tools	30
Sleeves	13	Appliance Outlet Boxes	30
Appliance Outlet Boxes	13	Appliance Connectors	31
Manifolds	13	Push Accessories	31
<b>PEX-B Products</b>		<b>Valves</b>	
PEX-B Pipe	14-16	Lead Free Forged Brass Ball Valves	32
PEX-B Fittings	17-24	Forged Brass Ball Valves	33
Couplings	18	Press Valves	34
Polybutylene Adapters	18	Stainless Steel Ball Valves	35
CPVC Adapters	18		
Elbows	18-19	Warranty	36-37
Press Adapters	19	Terms & Conditions	38
Female Adapters	19-20	Part Number Index	39-42
Male Adapters	20		
Tees	20-21		
Multi-Port Tees	21		
Test Plugs	21		
Valves	22		
Tools	23		
Fasteners	23		



## PEX-A PIPE

PEX-A pipe is produced using the high-pressure peroxide method for cross-linked polyethylene (PEXa) in accordance with ASTM F876, F877, CSA B137.5 and PPI TR-3, and is certified to NSF 14/61 standards. PEX-A pipe also meets the requirements of ASTM F2023 for chlorine resistance. It is manufactured using a quality management system which has been certified to the latest version of ISO 9001. Use of PEX-A pipe in heating systems requires corrosion protection and/or isolation by using a heat exchanger or non-ferrous components throughout the system.

### Features

- Superior flexibility allows for fewer joints, thus reducing leak points.
- Expandable and allows for full flow.
- Less coil memory than traditional PEX pipe and resists the urge to remain coiled.
- Compatible with both expansion (F1960) and crimp, clamp or sleeve methods of joining (F2159 and F1807).
- Heat-repairable if kinked during installation.
- Shape memory inherent in PEX-A tubing results in the shrinking of expanded pipe to normal size, creating strong, durable, and reliable ASTM F1960 fitting connections.
- Maximum cross-linking increases flexibility and resistance to cracking.
- Copper tube size dimensions (CTS).
- Available in red, blue, and white colors.
- Approved for use with brass and poly alloy crimp fittings (ASTM F2159 and ASTM 1807).
- 25 year warranty.

### Standards / Certifications

- PEX 5106 - SDR 9
- Meets or exceeds: ASTM F876/F877/F1807/F1960/F2023/F2080/F2155
- cUPC
- cNSFus-pw
- Meets ANSI/NSF 61 & 14
- Meets CSA B137.9

### Pressure & Temperature

- 160 psi @ 73.4° F (1055 kPa @ 23° C), 100 psi @ 180° F (690 kPa @ 82.2° C), 80 psi @ 200° F (550 kPa @ 93.3° C) Design factor 0.50 (per ASTM F876, CSA B137.5)

Compatible with Uponor (Wirsbo) ProPEX™. (ProPEX™ is a trademark of Uponor [Wirsbo].)



## BLUE PEX-A PIPE


Part No.	Description	Carton Qty
WEPPB2012S	1/2 in. x 20 ft. Blue PEX-A Pipe Stick	50
WEPPB10012S	1/2 in. x 100 ft. Blue PEX-A Pipe Coil	1
WEPPB30012S	1/2 in. x 300 ft. Blue PEX-A Pipe Coil	1
WEPPB50012S	1/2 in. x 500 ft. Blue PEX-A Pipe Coil	1
WEPPB2034S	3/4 in. x 20 ft. Blue PEX-A Pipe Stick	25
WEPPB10034S	3/4 in. x 100 ft. Blue PEX-A Pipe Coil	1
WEPPB30034S	3/4 in. x 300 ft. Blue PEX-A Pipe Coil	1
WEPPB50034S	3/4 in. x 500 ft. Blue PEX-A Pipe Coil	1
WEPPB201S	1 in. x 20 ft. Blue PEX-A Pipe Stick	15
WEPPB1001S	1 in. x 100 ft. Blue PEX-A Pipe Coil	1
WEPPB3001S	1 in. x 300 ft. Blue PEX-A Pipe Coil	1

**RED PEX-A PIPE**



Part No.	Description	Carton Qty
WEPPR2012S	1/2 in. x 20 ft. Red PEX-A Pipe Stick	50
WEPPR10012S	1/2 in. x 100 ft. Red PEX-A Pipe Coil	1
WEPPR30012S	1/2 in. x 300 ft. Red PEX-A Pipe Coil	1
WEPPR50012S	1/2 in. x 500 ft. Red PEX-A Pipe Coil	1
WEPPR2034S	3/4 in. x 20 ft. Red PEX-A Pipe Stick	25
WEPPR10034S	3/4 in. x 100 ft. Red PEX-A Pipe Coil	1
WEPPR30034S	3/4 in. x 300 ft. Red PEX-A Pipe Coil	1
WEPPR50034S	3/4 in. x 500 ft. Red PEX-A Pipe Coil	1
WEPPR201S	1 in. x 20 ft. Red PEX-A Pipe Stick	15
WEPPR1001S	1 in. x 100 ft. Red PEX-A Pipe Coil	1

**WHITE PEX-A PIPE**



Part No.	Description	Carton Qty
WEPPW2012	1/2 in. x 20 ft. White PEX-A Pipe Stick	50
WEPPW10012	1/2 in. x 100 ft. White PEX-A Pipe Coil	1
WEPPW30012	1/2 in. x 300 ft. White PEX-A Pipe Coil	1
WEPPW50012	1/2 in. x 500 ft. White PEX-A Pipe Coil	1
WEPPW2034	3/4 in. x 20 ft. White PEX-A Pipe Stick	25
WEPPW10034	3/4 in. x 100 ft. White PEX-A Pipe Coil	1
WEPPW30034	3/4 in. x 300 ft. White PEX-A Pipe Coil	1
WEPPW50034	3/4 in. x 500 ft. White PEX-A Pipe Coil	1
WEPPW201	1 in. x 20 ft. White PEX-A Pipe Stick	15
WEPPW1001	1 in. x 100 ft. White PEX-A Pipe Coil	1
WEPPW3001	1 in. x 300 ft. White PEX-A Pipe Coil	1
WEPPW20114	1¼ in. x 20 ft. White PEX-A Pipe Stick	15
WEPPW100114	1¼ in. x 100 ft. White PEX-A Pipe Coil	1
WEPPW20112	1½ in. x 20 ft. White PEX-A Pipe Stick	10
WEPPW100112	1½ in. x 100 ft. White PEX-A Pipe Coil	1
WEPPW202	2 in. x 20 ft. White PEX-A Pipe Stick	5



## PEX-A FITTINGS

PEX-A Fittings (ASTM F-1960) are used for making junctions or directional changes with PEX-A pipe constructed potable water systems.

All PEX-A Fittings comply with the U.S. Safe Water Drinking Act (SDWA) and the 2011 U.S. Reduction of Lead in Drinking Water Act by containing equal to or less than 0.25% lead. The brass fittings are constructed of lead free dezincification resistant (DZR) brass. Poly alloy fittings are constructed of a high density polysulfone alloy.

All PEX-A Fittings have barb ends unless otherwise noted. PEX-A fittings are compatible with PEX-A PEX-A pipe and Uponor (Wirsbo) ProPEX™.

(ProPEX™ is a trademark of Uponor [Wirsbo].)

### Specifications

The larger internal diameter of PEX-A fittings result in a 25% greater flow rate within the system. PurePEX PEX-A fittings can only be used with PEX-A pipe. Follow all instructions included with PEX-A tools, fittings, and fasteners.

### Approvals


- ASTM F876/F877/F2023/F1960
- ANSI/NSF 61 & 14
- cNSFus-pw
- CSA B137.5
- cUPC

### Temperature & Pressure

- Rated 200°F and 200 psi

### Installation

1. Cut pipe squarely and place expansion sleeve on end.
2. Insert tool head into tubing and expand (Refer to tool instructions for recommended number of expansions per tubing size).
3. Immediately remove tool and insert fitting end into pipe to shoulder. Pipe may take up to two minutes to fully seal fitting.



### PEX-A Brass Crimp Fittings

#### Friction Loss - Equivalent Feet of PEX-A Tubing

Size	Coupling	Elbow	Tee Run	Tee Branch
3/8 in.	2.9	9.2	2.9	9.4
1/2 in.	2.0	9.4	2.2	10.4
3/4 in.	0.6	9.4	1.9	8.9
1 in.	1.3	10.0	2.3	11.0

### PEX-A Poly Alloy Crimp Fittings

#### Friction Loss - Equivalent Feet of PEX-A Tubing

Size	Coupling	Elbow	Tee Run	Tee Branch
1/2 in.	7.1	16.5	7.2	17.9
3/4 in.	4.8	17.4	6.6	17.7
1 in.	4.5	18.0	6.0	17.0




### COUPLINGS - Brass

Part No.	Description	Pkg Qty
WEPXC12	1/2 in. Brass PEX-A Coupling	25
WEPXC1234	3/4 in. x 1/2 in. Brass PEX-A Reducing Coupling	25
WEPXC34	3/4 in. Brass PEX-A Coupling	25
WEPXC341	1 in. x 3/4 in. Brass PEX-A Reducing Coupling	10
WEPXC1	1 in. Brass PEX-A Coupling	10



### COUPLINGS - Poly Alloy

Part No.	Description	Pkg Qty
WEPXPAC12	1/2 in. Poly Alloy PEX-A Coupling	50
WEPXPAC3412	3/4 in. x 1/2 in. Poly Alloy PEX-A Reducing Coupling	50
WEPXPAC34	3/4 in. Poly Alloy PEX-A Coupling	50
WEPXPAC341	1 in. x 3/4 in. Poly Alloy PEX-A Reducing Coupling	25
WEPXPAC1	1 in. Poly Alloy PEX-A Coupling	25
WEPXPAC61	1 1/4 in. x 1 in. Poly Alloy PEX-A Coupling	1
WEPXPAC6	1 1/4 in. Poly Alloy PEX-A Coupling	1
WEPXPAC71	1 1/2 in. x 1 in. Poly Alloy PEX-A Coupling	1
WEPXPAC76	1 1/2 in. x 1 1/4 in. Poly Alloy PEX-A Coupling	1
WEPXPAC7	1 1/2 in. Poly Alloy PEX-A Coupling	1
WEPXPAC87	2 in. x 1 1/2 in. Poly Alloy PEX-A Coupling	1
WEPXPAC8	2 in. Poly Alloy PEX-A Coupling	1



### POLYBUTYLENE ADAPTERS - Brass

Part No.	Description	Pkg Qty
WEPXBC12	1/2 in. PEX-A Barb x 1/2 in. PB Brass Polybutylene Adapter	5
WEPXBC34	3/4 in. PEX-A Barb x 3/4 in. PB Brass Polybutylene Adapter	5



### 90° ELBOWS - Brass

Part No.	Description	Pkg Qty
WEPXE12	1/2 in. Brass PEX-A 90° Elbow	25
WEPXFE12S	1/2 in. PEX-A Barb x 1/2 in. FPT Brass PEX-A Swivel 90° Elbow	25
WEPXE1234	3/4 in. x 1/2 in. Brass PEX-A 90° Elbow	25
WEPXE34	3/4 in. Brass PEX-A 90° Elbow	25
WEPXE1	1 in. Brass PEX-A 90° Elbow	10




### 90° ELBOWS - Poly Alloy

Part No.	Description	Pkg Qty
WEPXPAE12	1/2 in. Poly Alloy PEX-A 90° Elbow	50
WEPXPAFES12	1/2 in. PEX-A Barb x 1/2 in. FPT Poly Alloy PEX-A Swivel 90° Elbow	25
WEPXPAME12	1/2 in. PEX-A Barb x 1/2 in. MPT Poly Alloy PEX-A 90° Elbow	5
WEPXPAE1234	3/4 in. x 1/2 in. Poly Alloy PEX-A 90° Elbow	25
WEPXPAE34	3/4 in. Poly Alloy PEX-A 90° Elbow	25
WEPXPAFES34	3/4 in. PEX-A Barb x 3/4 in. FPT Poly Alloy PEX-A Swivel 90° Elbow	5
WEPXPAME34	3/4 in. PEX-A Barb x 3/4 in. MPT Poly Alloy PEX-A 90° Elbow	5
WEPXPAE1	1 in. Poly Alloy PEX-A 90° Elbow	20
WEPXPAE6	1 1/4 in. Poly Alloy PEX-A 90° Elbow	1
WEPXPAE7	1 1/2 in. Poly Alloy PEX-A 90° Elbow	1
WEPXPAE8	2 in. Poly Alloy PEX-A 90° Elbow	1



### DROP EAR ELBOWS - Brass

WEPXDEE12	1/2 in. PEX-A Barb x 1/2 in. FPT Brass Drop Ear Elbow	25
WEPXDEE3412	3/4 in. PEX-A Barb x 1/2 in. FPT Brass Drop Ear Elbow	25
WEPXDEE34	3/4 in. PEX-A Barb x 3/4 in. FPT Brass Drop Ear Elbow	25



### FEMALE ADAPTERS - Brass


WEPXFA12	1/2 in. PEX-A Barb x 1/2 in. FPT Brass Female Adapter	25
WEPXFA12S	1/2 in. PEX-A Barb x 1/2 in. FPT Brass Female Swivel Adapter	25
WEPXFS12	1/2 in. PEX-A Barb x 1/2 in. FS Brass Female Solder Adapter	25
WEPXFA1234	1/2 in. PEX-A Barb x 3/4 in. FPT Brass Female Adapter	25
WEPXFS1234	1/2 in. PEX-A Barb x 3/4 in. FS Brass Female Solder Adapter	25
WEPXFA3412	3/4 in. PEX-A Barb x 1/2 in. FPT Brass Female Adapter	25
WEPXFA34	3/4 in. PEX-A Barb x 3/4 in. FPT Brass Female Adapter	25
WEPXFA34S	3/4 in. PEX-A Barb x 3/4 in. FS Brass Female Swivel Adapter	25
WEPXFS34	3/4 in. PEX-A Barb x 3/4 in. FS Brass Female Solder Adapter	25
WEPXFA341	3/4 in. PEX-A Barb x 1 in. FPT Brass Female Adapter	10
WEPXFS341	3/4 in. PEX-A Barb x 1 in. FS Brass Female Solder Adapter	25
WEPXFA1	1 in. PEX-A Barb x 1 in. FPT Brass Female Adapter	10
WEPXFS1	1 in. PEX-A Barb x 1 in. FS Brass Female Solder Adapter	25
WEPXFA6	1 1/4 in. PEX-A Barb x 1 in. FPT Brass Female Adapter	1
WEPXFS6	1 1/4 in. PEX-A Barb x 1 in. FS Brass Female Solder Adapter	1
WEPXFA7	1 1/2 in. PEX-A Barb x 1 in. FPT Brass Female Adapter	1
WEPXFS7	1 1/2 in. PEX-A Barb x 1 in. FS Brass Female Solder Adapter	1
WEPXFS8	2 in. PEX-A Barb x 1 in. FS Brass Female Solder Adapter	1



### FEMALE ADAPTERS - Poly Alloy

WEPXPAF1212S	1/2 in. PEX-A Barb x 1/2 in. FPT Poly Alloy Female Swivel Adapter	25
--------------	---	----






### MALE ADAPTERS - Brass

Part No.	Description	Pkg Qty
WEPXMA12	1/2 in. PEX-A Barb x 1/2 in. MPT Brass Male Adapter	25
WEPXMS12	1/2 in. PEX-A Barb x 1/2 in. MS Brass Solder Adapter	25
WEPXMA1234	1/2 in. PEX-A Barb x 3/4 in. MPT Brass Male Adapter	25
WEPXMS1234	1/2 in. PEX-A Barb x 3/4 in. MS Brass Solder Adapter	25
WEPXMA3412	3/4 in. PEX-A Barb x 1/2 in. MPT Brass Male Adapter	25
WEPXMA34	3/4 in. PEX-A Barb x 3/4 in. MPT Brass Male Adapter	25
WEPXMS34	3/4 in. PEX-A Barb x 3/4 in. MS Brass Solder Adapter	25
WEPXMA341	3/4 in. PEX-A Barb x 1 in. MPT Brass Male Adapter	10
WEPXMS341	3/4 in. PEX-A Barb x 1 in. MS Brass Solder Adapter	25
WEPXMA134	1 in. PEX-A Barb x 3/4 in. MPT Brass Male Adapter	10
WEPXMA1	1 in. PEX-A Barb x 1 in. MPT Brass Male Adapter	10
WEPXMSA1	1 in. PEX-A Barb x 1 in. MS Brass Solder Adapter	5
WEPXMA6	1 1/4 in. PEX-A Barb x 1 1/4 in. MPT Brass Male Adapter	1
WEPXMS6	1 1/4 in. PEX-A Barb x 1 1/4 in. MS Brass Solder Adapter	1
WEPXMA7	1 1/2 in. PEX-A Barb x 1 1/2 in. MPT Brass Male Adapter	1
WEPXMS7	1 1/2 in. PEX-A Barb x 1 1/2 in. MS Brass Solder Adapter	1
WEPXMA8	2 in. PEX-A Barb x 2 in. MPT Brass Male Adapter	1
WEPXMS8	2 in. PEX-A Barb x 2 in. MS Brass Solder Adapter	1




### MALE ADAPTERS - Poly Alloy

Part No.	Description	Pkg Qty
WEPXPAM12	1/2 in. PEX-A Barb x 1/2 in. IP Male Adapter	50
WEPXPAM1234	1/2 in. PEX-A Barb x 3/4 in. IP Male Adapter	25
WEPXPAM3412	3/4 in. PEX-A Barb x 1/2 in. IP Male Adapter	25
WEPXPAM34	3/4 in. PEX-A Barb x 3/4 in. IP Male Adapter	25
WEPXPAM1	1 in. PEX-A Barb x 1 in. IP Male Adapter	25



### CPVC ADAPTERS

Part No.	Description	Pkg Qty
WEPXCPVC12	1/2 in. PEX-A Barb x 1/2 in. CPVC Transition Adapter	12
WEPXCPVC34	3/4 in. PEX-A Barb x 3/4 in. CPVC Transition Adapter	12



### PRESS ADAPTERS - Brass

Part No.	Description	Pkg Qty
WEPXPR12	1/2 in. PEX-A Barb x 1/2 in. Press Adapter	12
WEPXCPVC34	3/4 in. PEX-A Barb x 3/4 in. Press Adapter	12
WEPXPR1	1 in. PEX-A Barb x 1 in. Press Adapter	12



## TEST PLUGS - Poly Alloy

Part No.	Description	Pkg Qty
WEPXPAP12	1/2 in. PEX-A Poly Alloy Test Plug	50
WEPXPAP34	3/4 in. PEX-A Poly Alloy Test Plug	50
WEPXPAP1	1 in. PEX-A Poly Alloy Test Plug	25



## DROP EAR TEES - Brass

Part No.	Description	Pkg Qty
WEPXDET12	1/2 in. PEX-A Barb x 1/2 in. PEX-A Barb x 1/2 in. FPT Brass Drop Ear Tee	10
WEPXDET34	3/4 in. PEX-A Barb x 3/4 in. PEX-A Barb x 3/4 in. FPT Brass Drop Ear Tee	10



## MULTI-PORT AND OPPOSING TEES - Poly Alloy

Part No.	Description	Pkg Qty
WEPXM2PTO	3/4 in. PEX-A Inlets x 1/2 in. PEX-A Poly Alloy 2-Port Open Multi-Port Tee	1
WEPXM21PT	3/4 in. PEX-A Inlets x 1/2 in. PEX-A Poly Alloy 3-Port Branch Opposing Tee	1
WEPXM21PTO	3/4 in. PEX-A Inlets x 1/2 in. PEX-A Poly Alloy 3-Port Flow-Thru Opposing Tee	1
WEPXM3PTO	3/4 in. PEX-A Inlets x 1/2 in. PEX-A Poly Alloy 3-Port Open Multi-Port Tee	1
WEPXM3PT	3/4 in. PEX-A Inlets x 1/2 in. PEX-A Poly Alloy 3-Port Closed Multi-Port Tee	1
WEPXM22PT	3/4 in. PEX-A Inlets x 1/2 in. PEX-A Poly Alloy 4-Port Branch Opposing Tee	1
WEPXM22PTO	3/4 in. PEX-A Inlets x 1/2 in. PEX-A Poly Alloy 4-Port Flow-Thru Opposing Tee	1
WEPXM4PTO	3/4 in. PEX-A Inlets x 1/2 in. PEX-A Poly Alloy 4-Port Open Multi-Port Tee	1
WEPXM4PT	3/4 in. PEX-A Inlets x 1/2 in. PEX-A Poly Alloy 4-Port Closed Multi-Port Tee	1
WEPXM4PTO1	1 in. PEX-A x 3/4 in. PEX-A Inlets x 1/2 in. PEX-A Poly Alloy 4-Port Open Multi-Port Tee	1
WEPXM33PTO	3/4 in. PEX-A Inlets x 1/2 in. PEX-A Poly Alloy 6-Port Flow-Thru Opposing Tee	1
WEPXM6PT	3/4 in. PEX-A Inlets x 1/2 in. PEX-A Poly Alloy 6-Port Closed Multi-Port Tee	1
WEPXM44PT	3/4 in. PEX-A Inlets x 1/2 in. PEX-A Poly Alloy 8-Port Branch Opposing Tee	1



## TEES - Brass

Part No.	Description	Pkg Qty
WEPXT12	1/2 in. PEX-A Brass Tee	25
WEPXT121234	1/2 in. x 1/2 in. x 3/4 in. PEX-A Brass Tee	25
WEPXT341212	3/4 in. x 1/2 in. x 1/2 in. PEX-A Brass Tee	25
WEPXT341234	3/4 in. x 1/2 in. x 3/4 in. PEX-A Brass Tee	25
WEPXT343412	3/4 in. x 3/4 in. x 1/2 in. PEX-A Brass Tee	25
WEPXT34	3/4 in. PEX-A Brass Tee	25
WEPXT1112	1 in. x 1 in. x 1/2 in. PEX-A Brass Tee	25
WEPXT1134	1 in. x 1 in. x 3/4 in. PEX-A Brass Tee	10
WEPXT1	1 in. PEX-A Brass Tee	10



## TEES - Poly Alloy

Part No.	Description	Pkg Qty
WEPXPAT12	1/2 in. PEX-A Poly Alloy Tee	50
WEPXPAT121234	1/2 in. x 1/2 in. x 3/4 in. PEX-A Poly Alloy Tee	25
WEPXPAT341212	3/4 in. x 1/2 in. x 1/2 in. PEX-A Poly Alloy Tee	25
WEPXPAT341234	3/4 in. x 1/2 in. x 3/4 in. PEX-A Poly Alloy Tee	25
WEPXPAT343412	3/4 in. x 3/4 in. x 1/2 in. PEX-A Poly Alloy Tee	25
WEPXPAT34	3/4 in. PEX-A Poly Alloy Tee	25
WEPXPAT1112	1 in. x 1 in. x 1/2 in. PEX-A Poly Alloy Tee	10
WEPXPAT34341	3/4 in. x 3/4 in. x 1 in. PEX-A Poly Alloy Tee	25
WEPXPAT13434	1 in. x 3/4 in. x 3/4 in. PEX-A Poly Alloy Tee	10
WEPXPAT1341	1 in. x 3/4 in. x 1 in. PEX-A Poly Alloy Tee	10
WEPXPAT1134	1 in. x 1 in. x 3/4 in. in. PEX-A Poly Alloy Tee	10
WEPXPAT1	1 in. PEX-A Poly Alloy Tee	10
WEPXPAT6134	1 1/4 in. x 1 in. x 3/4 in. PEX-A Poly Alloy Tee	1
WEPXPAT611	1 1/4 in. x 1 in. x 1 in. PEX-A Poly Alloy Tee	1
WEPXPAT6612	1 1/4 in. x 1 1/4 in. x 1/2 in. PEX-A Poly Alloy Tee	1
WEPXPAT6634	1 1/4 in. x 1 1/4 in. x 3/4 in. PEX-A Poly Alloy Tee	1
WEPXPAT661	1 1/4 in. x 1 1/4 in. x 1 in. PEX-A Poly Alloy Tee	1
WEPXPAT6	1 1/4 in. PEX-A Poly Alloy Tee	1
WEPXPAT711	1 1/2 in. x 1 in. x 1 in. PEX-A Poly Alloy Tee	1
WEPXPAT7634	1 1/2 in. x 1 1/4 in. x 3/4 in. PEX-A Poly Alloy Tee	1
WEPXPAT761	1 1/2 in. x 1 1/4 in. x 1 in. PEX-A Poly Alloy Tee	1
WEPXPAT766	1 1/2 in. x 1 1/4 in. x 1 1/4 in. PEX-A Poly Alloy Tee	1
WEPXPAT7734	1 1/2 in. x 1 1/2 in. x 3/4 in. PEX-A Poly Alloy Tee	1
WEPXPAT771	1 1/2 in. x 1 1/2 in. x 1 in. PEX-A Poly Alloy Tee	1
WEPXPAT776	1 1/2 in. x 1 1/2 in. x 1 1/4 in. PEX-A Poly Alloy Tee	1
WEPXPAT7	1 1/2 in. PEX-A Poly Alloy Tee	1
WEPXPAT8734	2 in. x 1 1/2 in. x 3/4 in. PEX-A Poly Alloy Tee	1
WEPXPAT871	2 in. x 1 1/2 in. x 1 in. PEX-A Poly Alloy Tee	1
WEPXPAT876	2 in. x 1 1/2 in. x 1 1/4 in. PEX-A Poly Alloy Tee	1
WEPXPAT877	2 in. x 1 1/2 in. x 1 1/2 in. PEX-A Poly Alloy Tee	1
WEPXPAT8834	2 in. x 2 in. x 3/4 in. PEX-A Poly Alloy Tee	1
WEPXPAT881	2 in. x 2 in. x 1 in. PEX-A Poly Alloy Tee	1
WEPXPAT886	2 in. x 2 in. x 1 1/4 in. PEX-A Poly Alloy Tee	1
WEPXPAT887	2 in. x 2 in. x 1 1/2 in. PEX-A Poly Alloy Tee	1
WEPXPAT8	2 in. PEX-A Poly Alloy Tee	1



## BALL VALVES

Part No.	Description	Pkg Qty
WEPXV12	1/2 in. PEX-A Brass Ball Valve	1
WEPXV12M	1/2 in. PEX-A Barb x 1/2 in. MPT Brass Male Ball Valve	1
WEPXV12S	1/2 in. PEX-A Barb x 1/2 in. Solder Brass Ball Valve	1
WEPXV12T	1/2 in. PEX-A Brass Ball Valve with Tee Handle and Mounting Pad	1
WEPXV12WD	1/2 in. PEX-A Brass Ball Valve with Drain and Mounting Pad	1
WEPXV34	3/4 in. PEX-A Brass Ball Valve	1
WEPXV34M	3/4 in. PEX-A Barb x 3/4 in. MPT Brass Male Ball Valve	1
WEPXV34S	3/4 in. PEX-A Barb x 3/4 in. Solder Brass Ball Valve	1
WEPXV34T	3/4 in. PEX-A Brass Ball Valve with Tee Handle and Mounting Pad	1
WEPXV34WD	3/4 in. PEX-A Brass Ball Valve with Drain and Mounting Pad	1
WEPXV1	1 in. PEX-A Brass Ball Valve	1
WEPXV6	1 1/4 in. PEX-A Brass Ball Valve	1
WEPXV7	1 1/2 in. PEX-A Brass Ball Valve	1
WEPXV8	2 in. PEX-A Brass Ball Valve	1



## STOP VALVES

Part No.	Description	Pkg Qty
WEPXVA1214C	1/2 in. PEX-A Barb x 1/4 in. C Chrome-Plated Brass Quarter-Turn Angle Valve	6
WEPXVS1214C	1/2 in. PEX-A Barb x 1/4 in. C Chrome-Plated Brass Quarter-Turn Straight Valve	6
WEPXVA1238C	1/2 in. PEX-A Barb x 3/8 in. C Chrome-Plated Brass Quarter-Turn Angle Valve	24
WEPXVS1238C	1/2 in. PEX-A Barb x 3/8 in. C Chrome-Plated Brass Quarter-Turn Straight Valve	24
WEPXVT123838C	1/2 in. x 1/2 in. PEX-A Barb x 3/8 in. Comp. Chrome-Plated Brass 1/4 Turn Dishwasher Valve	12



## PRESSURE REDUCING VALVE

Part No.	Description	Pkg Qty
WEPXPRV34WG	3/4 in. PEX-A Pressure Reducing Valve with Gauge, Lead Free Bronze	1



## WATER HEATER CONNECTORS

Part No.	Description	Pkg Qty
WEPXCSST18	3/4 in. PEX-A Barb x 3/4 in. FNPT CSST Water Heater Connector	5
WEPXCSST18BV	3/4 in. PEX-A Barb x 3/4 in. FNPT CSST Water Heater Connector w/Ball Valve	5




## COPPER STUB-OUTS

Part No.	Description	Pkg Qty
WEPXSTUBWE12	1/2 in. PEX-A Barb Copper Stub-Out 90° Elbow with Flange	1
WEPXSTUBWE34	3/4 in. PEX-A Barb Copper Stub-Out 90° Elbow with Flange	1



## APPLIANCE OUTLET BOXES

Part No.	Description	Pkg Qty
WEPXBOXIM	PEX-A Brass Barb Ice Maker Outlet Box	2
WEPXBOXWM	PEX-A Brass Barb Washing Machine Outlet Box	3
WEPXBOXWMWH	PEX-A Brass Barb Washing Machine Outlet Box with Hammer Arrestors	3



## MANIFOLDS

Part No.	Description	Pkg Qty
WEPXMANI12P	12 Port PEX-A Manifold, Dual Chamber, 3/4 in. or 1 in. Inlets, 1/2 in. Outlets	1
WEPXMANI16P	16 Port PEX-A Manifold, Dual Chamber, 3/4 in. or 1 in. Inlets, 1/2 in. Outlets	1
WEPXMANI20P	20 Port PEX-A Manifold, Dual Chamber, 3/4 in. or 1 in. Inlets, 1/2 in. Outlets	1
WEPXMANI24P	24 Port PEX-A Manifold, Dual Chamber, 3/4 in. or 1 in. Inlets, 1/2 in. Outlets	1
WEPXMANI28P	28 Port PEX-A Manifold, Dual Chamber, 3/4 in. or 1 in. Inlets, 1/2 in. Outlets	1
WEPXMANI32P	32 Port PEX-A Manifold, Dual Chamber, 3/4 in. or 1 in. Inlets, 1/2 in. Outlets	1
WEPXMANI36P	36 Port PEX-A Manifold, Dual Chamber, 3/4 in. or 1 in. Inlets, 1/2 in. Outlets	1
WEPXNPM34	3/4 in. PEX-A Barb x 1 in. NPT Brass Female Adapter	1



## TOOLS

Part No.	Description	Pkg Qty
EPXT00L	PEX-A Expansion Tool <i>(Tool only - Heads not included)</i>	1
EPXT00LKIT	1/2 in. - 1 in. PEX-A Multi-Head Expansion Tool Kit	1
EPXHEAD12	1/2 in. PEX-A Expander Head	1
EPXHEAD34	3/4 in. PEX-A Expander Head	1
EPXHEAD1	1 in. PEX-A Expander Head	1



## SLEEVES

Part No.	Description	Pkg Qty
WEPXS12	1/2 in. PEX-A Expansion Sleeve/Ring	100
WEPXS34	3/4 in. PEX-A Expansion Sleeve/Ring	50
WEPXS1	1 in. PEX-A Expansion Sleeve/Ring	25
WEPXS6	1 1/4 in. PEX-A Expansion Sleeve/Ring	10
WEPXS7	1 1/2 in. PEX-A Expansion Sleeve/Ring	10
WEPXS8	2 in. PEX-A Expansion Sleeve/Ring	5



## PEX-B PIPE

PurePEX pipe is cross-linked, high-density polyethylene. The silane method, also called the moisture cure method, results in PEX-B. In this method, cross-linking is performed in a secondary post-extrusion process, producing cross-links between a cross-linking agent. The process is accelerated with heat and moisture. The cross-linked bonds are formed through silanol condensation between two grafted vinyltrimethoxysilane (VTMS) units, connecting the polyethylene chains with C-C-Si-O-Si-C-C bridges.<sup>1</sup>

PurePEX pipe is for use in hot and cold potable water distribution systems and available in white, red, or blue colors for easy identification of hot and cold water lines. PurePEX pipe can also be used in continuously recirculating plumbing systems up to 140° F while maintaining chlorine resistance. PurePEX pipe may be installed in concrete, gypsum based lightweight concrete, sand, asphalt, in or under wood flooring, or behind wallboard or plaster.

### **Features:**

- Tough
- Flexible
- Less expensive than other plumbing materials
- Copper tube size dimensions (CTS)
- Available in white, red, or blue
- Approved for use with brass or poly alloy crimp fittings (F1807 and F2159)



### **Standards / Certifications:**

- PEX 5306 - SDR 9
- Meets ASTM F876/F877
- cNSFus-pw
- ANSI/NSF Standards 61 & 14
- cUPC
- CSA B137.5

### **Pressure & Temperature:**

- 160 psi @ 73° F, 100 psi @ 180° F

<sup>1</sup> [http://en.wikipedia.org/wiki/Cross-linked\\_polyethylene](http://en.wikipedia.org/wiki/Cross-linked_polyethylene)



**BLUE PEX-B PIPE**

Part No.	Description	Carton Qty
WPPB2012	1/2 in. x 20 ft. Blue PEX-B Pipe Stick	50
WPPB10012	1/2 in. x 100 ft. Blue PEX-B Pipe Coil	1
WPPB30012	1/2 in. x 300 ft. Blue PEX-B Pipe Coil	1
WPPB50012	1/2 in. x 500 ft. Blue PEX-B Pipe Coil	1
WPPB2034	3/4 in. x 20 ft. Blue PEX-B Pipe Stick	25
WPPB10034	3/4 in. x 100 ft. Blue PEX-B Pipe Coil	1
WPPB30034	3/4 in. x 300 ft. Blue PEX-B Pipe Coil	1
WPPB50034	3/4 in. x 500 ft. Blue PEX-B Pipe Coil	1
WPPB201	1 in. x 20 ft. Blue PEX-B Pipe Stick	15
WPPB1001	1 in. x 100 ft. Blue PEX-B Pipe Coil	1

**RED PEX-B PIPE**

Part No.	Description	Carton Qty
WPPR2012	1/2 in. x 20 ft. Red PEX-B Pipe Stick	50
WPPR10012	1/2 in. x 100 ft. Red PEX-B Pipe Coil	1
WPPR30012	1/2 in. x 300 ft. Red PEX-B Pipe Coil	1
WPPR50012	1/2 in. x 500 ft. Red PEX-B Pipe Coil	1
WPPR2034	3/4 in. x 20 ft. Red PEX-B Pipe Stick	25
WPPR10034	3/4 in. x 100 ft. Red PEX-B Pipe Coil	1
WPPR30034	3/4 in. x 300 ft. Red PEX-B Pipe Coil	1
WPPR50034	3/4 in. x 500 ft. Red PEX-B Pipe Coil	1
WPPR201	1 in. x 20 ft. Red PEX-B Pipe Stick	15
WPPR1001	1 in. x 100 ft. Red PEX-B Pipe Coil	1



### WHITE PEX-B PIPE

Part No.	Description	Carton Qty
WPPW2012	1/2 in. x 20 ft. White PEX-B Pipe Stick	50
WPPW10012	1/2 in. x 100 ft. White PEX-B Pipe Coil	1
WPPW30012	1/2 in. x 300 ft. White PEX-B Pipe Coil	1
WPPW50012	1/2 in. x 500 ft. White PEX-B Pipe Coil	1
WPPW2034	3/4 in. x 20 ft. White PEX-B Pipe Stick	25
WPPW10034	3/4 in. x 100 ft. White PEX-B Pipe Coil	1
WPPW30034	3/4 in. x 300 ft. White PEX-B Pipe Coil	1
WPPW50034	3/4 in. x 500 ft. White PEX-B Pipe Coil	1
WPPW201	1 in. x 20 ft. White PEX-B Pipe Stick	15
WPPW1001	1 in. x 100 ft. White PEX-B Pipe Coil	1
WPPW3001	1 in. x 300 ft. White PEX-B Pipe Coil	1
WPPW5001	1 in. x 500 ft. White PEX-B Pipe Coil	1

### ICE MAKER PEX-B PIPE

Part No.	Description	Carton Qty
WPPW10014	1/4 in. x 100 ft. PEX-B Ice Maker Coil	1





# PEX-B FITTINGS

PurePEX Brass Fittings comply with the U.S. Safe Water Drinking Act (SDWA) and the 2011 U.S. Reduction of Lead in Drinking Water Act by containing equal to or less than 0.25% lead. PurePEX Poly Alloy fittings are made from Polyphenylsulfone materials.

All PurePEX Fittings have barb ends unless otherwise noted. PurePEX Fittings can be used with PurePEX brand PEX-B or PEX-A PEX-A pipe.

**Specifications:**

Use PurePEX Fittings with PEX-A or PEX-B pipe and fasten to pipe using Crimp Rings, Pinch Clamps, or Crimp Sleeves with PurePEX Tools. Follow all instructions included with tools, fittings, and fasteners.

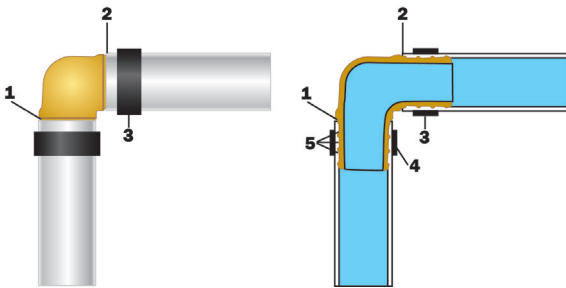
**Approvals:**

- ASTM F877, F1807 (Brass Fittings) and F2159 (Poly Alloy Fittings) Conformance - Third Party Certified
- NSF 14 and 61 (Brass Fittings), cNSF<sup>®</sup>us pw-G (Poly Alloy Fittings)
- IAPMO
- CSA B137.5

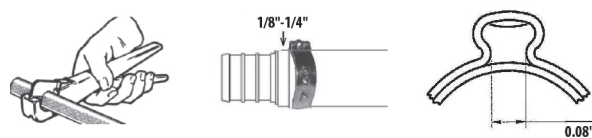
**Installation:**

Squarely cut PEX pipe to desired length and remove burrs. Slide crimp ring, pinch clamp or sleeve over end of pipe. Insert fitting into pipe end until it touches the shoulder of the fitting. Pro crimp rings, pro pinch clamps and stainless steel sleeves will stay on the end of the pipe. Position crimp rings or pinch clamps 1/8"-1/4" from the end of the pipe and over the fitting ribs closes to the end of the fitting. Fasten according to appropriate tool directions. Crimp ring and sleeve connections can be checked with a Go/No-Go Gauge.

**Crimp Ring Installation**



**Pinch Clamp Installation**





### COUPLINGS - Brass

Part No.	Description	Pkg Qty
WPXC38	3/8 in. PEX-B Brass Coupling	25
WPXC12	1/2 in. PEX-B Brass Coupling	25
WPXC3412	3/4 in. x 1/2 in. PEX-B Brass Reducing Coupling	25
WPXC34	3/4 in. PEX-B Brass Coupling	25
WPXC341	1 in. x 3/4 in. PEX-B Brass Reducing Coupling	25
WPXC1	1 in. PEX-B Brass Coupling	25



### COUPLINGS - Poly Alloy

Part No.	Description	Pkg Qty
WPXPAC12	1/2 in. PEX-B Poly Alloy Coupling	50
WPXPAC3412	3/4 in. x 1/2 in. PEX-B Poly Alloy Reducing Coupling	25
WPXPAC34	3/4 in. PEX-B Poly Alloy Coupling	50
WPXPAC134	1 in. x 3/4 in. PEX-B Poly Alloy Reducing Coupling	25
WPXPAC1	1 in. PEX-B Poly Alloy Coupling	50



### POLYBUTYLENE ADAPTERS - Brass

Part No.	Description	Pkg Qty
WPXBC12	1/2 in. PEX-B x 1/2 in. Polybutylene Brass Adapter	5
WPXBC34	3/4 in. PEX-B x 3/4 in. Polybutylene Brass Adapter	5



### CPVC ADAPTER

Part No.	Description	Pkg Qty
WPXCPVC12	1/2 in. Chrome-Plated Brass PEX-B x 1/2 in. CPVC CTS Transition Adapter	10
WPXCPVC34	3/4 in. Chrome-Plated Brass PEX-B x 3/4 in. CPVC CTS Transition Adapter	10




### 90° ELBOWS - Brass

Part No.	Description	Pkg Qty
WPXE38	3/8 in. PEX-B Brass 90° Elbow	25
WPXE12	1/2 in. PEX-B Brass 90° Elbow	25
WPXFAE12	1/2 in. PEX-B Barb x 1/2 in. FPT Brass 90° Swivel Elbow	25
WPXFSE12	1/2 in. PEX-B Barb x 1/2 in. FS Brass Solder 90° Elbow	25
WPXME12	1/2 in. PEX-B Barb x 1/2 in. MPT Brass 90° Elbow	25
WPXE1234	3/4 in. PEX-B Barb x 1/2 in. PEX-B Brass 90° Elbow	25
WPXME1234	1/2 in. PEX-B Barb x 3/4 in. MPT Brass 90° Elbow	25
WPXE34	3/4 in. PEX-B Brass 90° Elbow	25
WPXFSE34	3/4 in. PEX-B Barb x 3/4 in. FS Brass Solder 90° Elbow	25
WPXME34	3/4 in. PEX-B Barb x 3/4 in. MPT Brass 90° Elbow	25
WPXE1	1 in. PEX-B Brass 90° Elbow	25



### 90° ELBOWS - Poly Alloy

Part No.	Description	Pkg Qty
WPXPAE12	1/2 in. PEX-B Poly Alloy 90° Elbow	50
WPXPAFES12	1/2 in. PEX-B Barb x 1/2 in. FPT Poly Alloy 90° Swivel Elbow	50
WPXPAME12	1/2 in. PEX-B Barb x 1/2 in. MPT Poly Alloy 90° Elbow	50
WPXPAFES1234	1/2 in. PEX-B Barb x 3/4 in. FPT Poly Alloy 90° Swivel Elbow	25
WPXPAME1234	1/2 in. PEX-B Barb x 3/4 in. MPT Poly Alloy 90° Elbow	25
WPXPAE1234	1/2 in. PEX-B Barb x 3/4 in. MPT Poly Alloy 90° Elbow	25
WPXPAE34	3/4 in. PEX-B Poly Alloy 90° Elbow	50
WPXPAFES34	3/4 in. PEX-B Barb x 3/4 in. FPT Poly Alloy 90° Swivel Elbow	25
WPXPAME34	3/4 in. PEX-B Barb x 3/4 in. MPT Poly Alloy 90° Elbow	25
WPXPAE341	3/4 in. PEX-B Barb x 1 in. PEX-B Poly Alloy 90° Elbow	25
WPXPAFES134	1 in. PEX-B Barb x 3/4 in. FPT Poly Alloy 90° Swivel Elbow	10
WPXPAE1	1 in. PEX-B Poly Alloy 90° Elbow	25




### DROP EAR ELBOWS - Brass

WPXDEE12	1/2 in. PEX-B Barb x 1/2 in. FPT Brass Drop Ear Elbow	25
WPXDEE3412	3/4 in. PEX-B Barb x 1/2 in. FPT Brass Drop Ear Elbow	25
WPXDEE34	3/4 in. PEX-B Barb x 3/4 in. FPT Brass Drop Ear Elbow	25




### PRESS ADAPTERS - Brass

WPXPR12	1/2 in. PEX-B Barb x 1/2 in. Press Brass Adapter	12
WPXPR34	3/4 in. PEX-B Barb x 3/4 in. Press Brass Adapter	12
WPXPR1	1 in. PEX-B Barb x 1 in. Press Brass Adapter	12




### FEMALE ADAPTERS - Brass

WPXFA12	1/2 in. PEX-B Barb x 1/2 in. FPT Brass Female Adapter	25
WPXFB12S	1/2 in. PEX-B Barb x 1/2 in. FPT Brass Female Swivel Adapter	25
WPXFS12	1/2 in. PEX-B Barb x 1/2 in. FS Brass Female Solder Adapter	25
WPXFA1234	1/2 in. PEX-B Barb x 3/4 in. FPT Brass Female Adapter	25
WPXFA3412	3/4 in. PEX-B Barb x 1/2 in. FPT Brass Female Adapter	25
WPXFA34	3/4 in. PEX-B Barb x 3/4 in. FPT Brass Female Adapter	25
WPXFF34S	3/4 in. PEX-B Barb x 3/4 in. FPT Brass Female Swivel Adapter	10
WPXFS34	3/4 in. PEX-B Barb x 3/4 in. FS Brass Female Solder Adapter	25
WPXFA341	3/4 in. PEX-B Barb x 1 in. FPT Brass Female Adapter	10
WPXFA34B1F	3/4 in. PEX-B Barb x 1 in. FPT Brass Female Swivel Adapter	5
WPXFA1	1 in. PEX-B Barb x 1 in. FPT Brass Female Adapter	10
WPXFS1	1 in. PEX-B Barb x 1 in. FS Brass Female Solder Adapter	10



## FEMALE ADAPTERS - Poly Alloy

Part No.	Description	Pkg Qty
WPXPAF1212S	1/2 in. PEX-B Barb x 1/2 in. FPT Poly Alloy Female Swivel Adapter	25
WPXPAF1234S	1/2 in. PEX-B Barb x 3/4 in. FPT Poly Alloy Female Swivel Adapter	25
WPXPAF1278S	1/2 in. PEX-B Barb x 7/8 in. FPT Poly Alloy Female Swivel Adapter	25
WPXPAF34S	3/4 in. PEX-B Barb x 3/4 in. FPT Poly Alloy Female Swivel Adapter	25



## MALE ADAPTERS - Brass

Part No.	Description	Pkg Qty
WPXMA3812	3/8 in. PEX-B Barb x 1/2 in. MPT Brass Male Adapter	25
WPXMA12	1/2 in. PEX-B Barb x 1/2 in. MPT Brass Male Adapter	25
WPXMS12	1/2 in. PEX-B Barb x 1/2 in. MS Brass Male Solder Adapter	25
WPXMA1234	1/2 in. PEX-B Barb x 3/4 in. MPT Brass Male Adapter	25
WPXMA3412	3/4 in. PEX-B Barb x 1/2 in. MPT Brass Male Adapter	25
WPXMA34	3/4 in. PEX-B Barb x 3/4 in. MPT Brass Male Adapter	25
WPXMS34	3/4 in. PEX-B Barb x 3/4 in. MS Brass Male Solder Adapter	12
WPXMA341	3/4 in. PEX-B Barb x 1 in. MPT Brass Male Adapter	10
WPXMA134	1 in. PEX-B Barb x 3/4 in. MPT Brass Male Adapter	10
WPXMA1	1 in. PEX-B Barb x 1 in. MPT Brass Male Adapter	10
WPXMS1	1 in. PEX-B Barb x 1 in. MS Brass Male Solder Adapter	5



## MALE ADAPTERS - Poly Alloy

Part No.	Description	Pkg Qty
WPXPAM12	1/2 in. PEX-B Barb x 1/2 in. MPT Poly Alloy Male Adapter	50
WPXPAM1234	1/2 in. PEX-B Barb x 3/4 in. MPT Poly Alloy Male Adapter	25
WPXPAM3412	3/4 in. PEX-B Barb x 1/2 in. MPT Poly Alloy Male Adapter	25
WPXPAM34	3/4 in. PEX-B Barb x 3/4 in. MPT Poly Alloy Male Adapter	25
WPXPAM1	1 in. PEX-B Barb x 1 in. MPT Poly Alloy Male Adapter	10



## TEES - Brass

Part No.	Description	Pkg Qty
WPXT38	3/8 in. PEX-B Brass Tee	25
WPXT12	1/2 in. PEX-B Brass Tee	25
WPXT121234	1/2 in. x 1/2 in. x 3/4 in. PEX-B Brass Tee	25
WPXT341212	3/4 in. x 1/2 in. x 1/2 in. PEX-B Brass Tee	25
WPXT341234	3/4 in. x 1/2 in. x 3/4 in. PEX-B Brass Tee	25
WPXT343412	3/4 in. x 3/4 in. x 1/2 in. PEX-B Brass Tee	25
WPXT34	3/4 in. PEX-B Brass Tee	25
WPXT1112	1 in. x 1 in. x 1/2 in. PEX-B Brass Tee	10
WPXT1134	1 in. x 1 in. x 3/4 in. PEX-B Brass Tee	10
WPXT1	1 in. PEX-B Brass Tee	10



## TEES - Poly Alloy

Part No.	Description	Pkg Qty
WPXPAT12	1/2 in. PEX-B Poly Alloy Tee	50
WPXPAT121234	1/2 in. x 1/2 in. x 3/4 in. PEX-B Poly Alloy Tee	50
WPXPAT341212	3/4 in. x 1/2 in. x 1/2 in. PEX-B Poly Alloy Tee	50
WPXPAT341234	3/4 in. x 1/2 in. x 3/4 in. PEX-B Poly Alloy Tee	50
WPXPAT343412	3/4 in. x 3/4 in. x 1/2 in. PEX-B Poly Alloy Tee	50
WPXPAT34	3/4 in. PEX-B Poly Alloy Tee	50
WPXPAT34341	3/4 in. x 3/4 in. x 1 in. PEX-B Poly Alloy Tee	25
WPXPAT13434	1 in. x 3/4 in. x 3/4 in. PEX-B Poly Alloy Tee	25
WPXPAT1341	1 in. x 3/4 in. x 1 in. PEX-B Poly Alloy Tee	25
WPXPAT1112	1 in. x 1 in. x 1/2 in. PEX-B Poly Alloy Tee	25
WPXPAT1134	1 in. x 1 in. x 3/4 in. PEX-B Poly Alloy Tee	25
WPXPAT1	1 in. PEX-B Poly Alloy Tee	25



## DROP EAR TEES - Brass

Part No.	Description	Pkg Qty
WPXDET12	1/2 in. PEX-B Barb x 1/2 in. FPT Brass Drop Ear Tee	25
WPXDET34	3/4 in. PEX-B Barb x 3/4 in. FPT Brass Drop Ear Tee	25



## MULTI-PORT TEES - Poly Alloy

Part No.	Description	Pkg Qty
WPXPA2PTC	2-Port Closed Multi-Port Tee	1
WPXPA2PTO	2-Port Open Multi-Port Tee	1
WPXPA4PTC	4-Port Closed Multi-Port Tee	1
WPXPA4PTO	4-Port Open Multi-Port Tee	1
WPXPA6PTO	6-Port Closed Multi-Port Tee	1



## TEST PLUGS - Brass

Part No.	Description	Pkg Qty
WPXP12	1/2 in. PEX-B Brass Test Plug	25
WPXP34	3/4 in. PEX-B Brass Test Plug	25
WPXP1	1 in. PEX-B Brass Test Plug	10




## TEST PLUGS - Poly Alloy

Part No.	Description	Pkg Qty
WPXPAP12	1/2 in. PEX-B Poly Alloy Test Plug	50
WPXPAP34	3/4 in. PEX-B Poly Alloy Test Plug	50
WPXPAP1	1 in. PEX-B Poly Alloy Test Plug	25



### BALL VALVES

Part No.	Description	Pkg Qty
WPXV12	1/2 in. PEX-B Brass Ball Valve	1
WPXV12M	1/2 in. PEX-B Barb x 1/2 in. MPT Brass Male Ball Valve	1
WPXV12T	1/2 in. PEX-B Brass Ball Valve with Tee Handle and Mounting Pad	1
WPXV12WD	1/2 in. PEX-B Brass Ball Valve with Drain and Mounting Pad	1
WPXV34	3/4 in. PEX-B Brass Ball Valve	1
WPXV34M	3/4 in. PEX-B Barb x 3/4 in. MPT Brass Male Ball Valve	1
WPXV34T	3/4 in. PEX-B Brass Ball Valve with Tee Handle and Mounting Pad	1
WPXV34WD	3/4 in. PEX-B Brass Ball Valve with Drain and Mounting Pad	1
WPXV1	1 in. PEX-B Brass Ball Valve	1



### STOP VALVES

Part No.	Description	Pkg Qty
WPXVA1214C	1/2 in. PEX-B Barb x 1/4 in. C Chrome-Plated Brass Quarter-Turn Angle Valve	1
WPXVS1214C	1/2 in. PEX-B Barb x 1/4 in. C Chrome-Plated Brass Quarter-Turn Straight Valve	1
WPXVA1238C	1/2 in. PEX-B Barb x 3/8 in. C Chrome-Plated Brass Quarter-Turn Angle Valve	1
WPXVS1238C	1/2 in. PEX-B Barb x 3/8 in. C Chrome-Plated Brass Quarter-Turn Straight Valve	1
WPXVT121238	1/2 in. x 1/2 in. PEX-B Barb x 3/8 in. Comp. Chrome-Plated Brass 1/4 Turn Dishwasher Valve	1



### PRESSURE REDUCING VALVE

Part No.	Description	Pkg Qty
WPXPRV34WG	3/4 in. x 3/4 in. PEX-B Barb Lead-Free Bronze Pressure Reducing Valve with Gauge	1



### SILLCOCKS

Part No.	Description	Pkg Qty
WPXSCV1234	1/2 in. PEX-B Barb x 3/4 in. Garden Hose 1/4 Turn Sillcock	1
WPXSCV34	3/4 in. PEX-B Barb x 3/4 in. Garden Hose 1/4 Turn Sillcock	1
WPXFPH12	1/2 in. PEX-B Barb x 3/4 in. MHT Chrome-Plated Brass Telescoping Frost-Free Sillcock	1



## TOOLS

Part No.	Description	Pkg Qty
69PTKH0015K	3/8 in. - 1 in. PEX-B Multi-Head Crimp Ring Tool Kit	1
69PTKH0014C	1/2 in. & 3/4 in. PEX-B Combo Crimp Ring Tool	1
69PTKANG143	1/2 in. PEX-B Crimp Ring Angle Tool	1
69PTKANG144	3/4 in. PEX-B Crimp Ring Angle Tool	1
69PTBJ0010C	3/8 in. - 1 in. PEX-B One-Hand Pinch Clamp Fastening Tool	1
69PTKG1096	3/8 in. - 1 in. PEX-B Pinch Clamp Fastening Tool	1
69PTKH0014SS	1/2 in. & 3/4 in. PEX-B Combo Stainless Steel Sleeve Tool	1
69PTKC001	1/4 in. - 1 1/2 in. PEX Pipe Cutter	1



## CRIMP RINGS - Copper

Part No.	Description	Pkg Qty
WPXCR38	3/8 in. PEX-B Copper Crimp Ring	25
WPXCR12	1/2 in. PEX-B Copper Crimp Ring	100
WPXCR34	3/4 in. PEX-B Copper Crimp Ring	100
WPXCR1	1 in. PEX-B Copper Crimp Ring	50



## PRO CRIMP RINGS - Copper

Part No.	Description	Pkg Qty
WPXCR12LT	1/2 in. PEX-B Pro Copper Crimp Ring	100
WPXCR34LT	3/4 in. PEX-B Pro Copper Crimp Ring	100



## PINCH CLAMPS - Stainless Steel

Part No.	Description	Pkg Qty
WPXPC38	3/8 in. PEX-B Stainless Steel Pinch Clamp	100
WPXPC12	1/2 in. PEX-B Stainless Steel Pinch Clamp	100
WPXPC34	3/4 in. PEX-B Stainless Steel Pinch Clamp	100
WPXPC1	1 in. PEX-B Stainless Steel Pinch Clamp	25



## PRO PINCH CLAMPS - Stainless Steel

Part No.	Description	Pkg Qty
WPXPRO12	1/2 in. PEX-B Stainless Steel Pro Pinch Clamp	100
WPXPRO34	3/4 in. PEX-B Stainless Steel Pro Pinch Clamp	100



## SLEEVES - Stainless Steel

Part No.	Description	Pkg Qty
WPXSS12	1/2 in. PEX-B Stainless Steel Sleeve	100
WPXSS34	3/4 in. PEX-B Stainless Steel Sleeve	50
WPXSS1	1 in. PEX-B Stainless Steel Sleeve	25



## WATER HEATER CONNECTORS

Part No.	Description	Pkg Qty
WPXCSST18	1/2 in. PEX-B Barb x 3/4 in. FPT x 18 in. CSST Water Heater Connector	1
WPXCSST1834	3/4 in. PEX-B Barb x 3/4 in. FPT x 18 in. CSST Water Heater Connector	1
WPXCSST1834BV	3/4 in. PEX-B Barb x 3/4 in. FPT x 18 in. CSST Water Heater Connector w/Ball Valve	1



## APPLIANCE OUTLET BOXES

Part No.	Description	Pkg Qty
WPXBOXIM	PEX-B Ice Maker Outlet Box	1
WPXBOXWM	PEX-B Washing Machine Outlet Box	1
WPXBOXWMWH	PEX-B Washing Machine Outlet Box with Hammer Arrestors	1



## COPPER STUB-OUT

Part No.	Description	Pkg Qty
WPXSTUB8WE	1/2 in. PEX-B Barb x 8 in. Copper PEX Barb Stub-Out 90° Elbow with Flange	1



## MANIFOLDS

Part No.	Description	Pkg Qty
WPXMANI12P	12 Port PEX-B Manifold, Dual Chamber, 3/4 in. or 1 in. Inlets, 1/2 in. Outlets	1
WPXMANI16P	16 Port PEX-B Manifold, Dual Chamber, 3/4 in. or 1 in. Inlets, 1/2 in. Outlets	1
WPXMANI20P	20 Port PEX-B Manifold, Dual Chamber, 3/4 in. or 1 in. Inlets, 1/2 in. Outlets	1
WPXMANI24P	24 Port PEX-B Manifold, Dual Chamber, 3/4 in. or 1 in. Inlets, 1/2 in. Outlets	1
WPXMANI28P	28 Port PEX-B Manifold, Dual Chamber, 3/4 in. or 1 in. Inlets, 1/2 in. Outlets	1
WPXMANI32P	32 Port PEX-B Manifold, Dual Chamber, 3/4 in. or 1 in. Inlets, 1/2 in. Outlets	1
WPXMANI36P	36 Port PEX-B Manifold, Dual Chamber, 3/4 in. or 1 in. Inlets, 1/2 in. Outlets	1
WPXNPSM34	3/4 in. PEX-B Barb x 1 in. NPSM Manifold Inlet Adapter	1
WPXMBA	3/4 in. PEX-B Barb x 1 in. NPSM Manabloc Manifold Inlet Adapter	12

## PEX-A & PEX-B ACCESSORIES

Part No.	Description	Pkg Qty
WPXGRIP12	1/2 in. Grip Right Suspension Clamp	50
WPXGRIP34	3/4 in. Grip Right Suspension Clamp	50
WPXSUSCLAMPU	1/2 in. -1 in. Insulated Stud Suspension Clamp	50
WPXTALON	1/2 in. & 3/4 in. J-Hook Pipe Support	100
WPXJH12	1/2 in. J-Hook Pipe Support	100
WPXJH34	3/4 in. J-Hook Pipe Support	100
WPXJH1	1 in. J-Hook Pipe Support	50
WPXSTP	1/2 in. MPT Shower Test Plug	1







## PUSH FITTINGS

Tectite by Mosack Group Push-To-Connect fittings are the fastest, cleanest and simplest way to join any combination of copper, CPVC, PE-RT and PEX pipe without the use of tools, solder, open flame or glue.

Simply insert the pipe to allow the high-strength stainless steel teeth to grip the pipe securely against the specially designed O-ring. Fitting removal and reuse is just as simple using a simple demount clip (sold separately). After assembly, fittings may be rotated for simpler installation in tight spaces.

All Tectite by Mosack Group fittings are approved for use in both potable water and hydronic heating piping systems.

### FEATURES

- Constructed of lead free dezincification resistant (DZR) brass for superior reliability
- Push-to-connect joints require no heat, solder, solvents or tools
- Push-to-connect design allows for a simple and fast installation on any combination of copper, PEX, CPVC or PE-RT pipe
- Corrosion resistant for greater longevity
- Lifetime warranty on most fittings. Refer to the warranty on page 35 for item specific information.

### PERFORMANCE RATING

- Maximum Working Pressure: 200 psi
- Temperature Range: 32°-250° F
- Approved for behind-the-wall with no access and burial
- Ideal for potable water and hydronic heating applications


### APPROVALS

- NSF/ANSI NSF 61/372/14
- ASSE 1061
- IAPMO cUPC® File Listings: 4951



## COUPLINGS

Part No.	Description	Pkg Qty	Carton Qty
FSBC14	1/4 in. Push-To-Connect Brass Coupling	1	12
FSBC38	3/8 in. (1/2 in. O.D.) Push-To-Connect Brass Coupling	1	12
FSBC1238	1/2 in. x 3/8 in. Push-To-Connect Brass Reducer Coupling	1	12
FSBC12	1/2 in. Push-To-Connect Brass Coupling	1	24
FSBC126JR	1/2 in. Push-To-Connect Brass Coupling (Jar)	6	48
FSBC12SL	1/2 in. Push-To-Connect Brass Slip Repair Coupling	1	6
FSBC12SLEZ	1/2 in. Push-To-Connect Brass EZ-Slip Repair Coupling	1	6
FSBIPSC12	1/2 in. IPS x 1/2 in. CTS Push-To-Connect Brass Conversion Coupling	1	6
FSBIPSTEM12	1/2 in. IPS Push-To-Connect x 1/2 in. CTS Street Transition Adapter	1	6
FSBPBC12	1/2 in. Push-To-Connect Brass Polybutylene Conversion Coupling	1	12
FSBC3412	3/4 in. x 1/2 in. Push-To-Connect Brass Reducer Coupling	1	12
FSBC34	3/4 in. Push-To-Connect Brass Coupling	1	24
FSBC346JR	3/4 in. Push-To-Connect Brass Coupling (Jar)	6	24
FSBC34SL	3/4 in. Push-To-Connect Brass Slip Repair Coupling	1	6
FSBC34SLEZ	3/4 in. Push-To-Connect Brass EZ-Slip Repair Coupling	1	6
FSBIPSC34	3/4 in. IPS x 3/4 in. CTS Push-To-Connect Brass Conversion Coupling	1	6



## COUPLINGS *(Continued)*

Part No.	Description	Pkg Qty	Carton Qty
FSBIPSC34SL	3/4 in. Push-To-Connect Brass PVC Slip Repair Coupling	1	6
FSBIPSSSTEM34	3/4 in. IPS Push x 3/4 in. CTS Brass Street Transition Adapter	1	6
FSBPBC34	3/4 in. Push-To-Connect Brass Polybutylene Conversion Coupling	1	6
FSBC134	1 in. x 3/4 in. Push-To-Connect Brass Reducer Coupling	1	6
FSBC1	1 in. Push-To-Connect Brass Coupling	1	6
FSBC1SL	1 in. Push-To-Connect Brass Slip Repair Coupling	1	3
FSBIPSC1	1 in. IPS x 1 in. CTS Push-To-Connect Brass Conversion Coupling	1	3
FSBIPSC1SL	1 in. Push-To-Connect Brass PVC Slip Repair Coupling	1	6
FSBIPSSSTEM1	1 in. IPS Push x 1 in. CTS Brass Street Transition Adapter	1	6



## 90° ELBOWS

Part No.	Description	Pkg Qty	Carton Qty
FSBME1438	1/4 in. Push-To-Connect x 3/8 in. MPT Brass 90° Elbow	1	6
FSBDWE1434	1/4 in. (3/8 in. O.D.) Push x 3/4 in. GHT Brass 90° Dishwasher Elbow	1	6
FSBE38	3/8 in. Push-To-Connect Brass 90° Elbow Fitting	1	6
FSBME1238	1/2 in. Push-To-Connect x 3/8 in. MPT Brass 90° Elbow	1	6
FSBE12	1/2 in. Push-To-Connect Brass 90° Elbow	1	24
FSBE126JR	1/2 in. Push-To-Connect Brass 90° Elbow (Jar)	6	48
FSBE12STR	1/2 in. Push-To-Connect Brass Street 90° Elbow	1	12
FSBE12V	1/2 in. Push-To-Connect Brass 90° Elbow with Drain/Vent	1	6
FSBFE12	1/2 in. Push-To-Connect x 1/2 in. FPT Brass 90° Elbow	1	12
FSBME12	1/2 in. Push-To-Connect x 1/2 in. MPT Brass 90° Elbow	1	6
FSBE3412	3/4 in. x 1/2 in. Push-To-Connect Brass 90° Reducer Elbow	1	6
FSBE34	3/4 in. Push-To-Connect Brass 90° Elbow	1	24
FSBE346JR	3/4 in. Push-To-Connect Brass 90° Elbow (Jar)	6	24
FSBE34STR	3/4 in. Push-To-Connect Brass Street 90° Elbow	1	6
FSBE34V	3/4 in. Push-To-Connect Brass 90° Elbow with Drain/Vent	1	6
FSBE1	1 in. Push-To-Connect Brass 90° Elbow	1	3



## 45° ELBOWS

Part No.	Description	Pkg Qty	Carton Qty
FSBE1245	1/2 in. Push-To-Connect Brass 45° Elbow	1	12
FSBE3445	3/4 in. Push-To-Connect Brass 45° Elbow	1	12



## DROP EAR ELBOWS

Part No.	Description	Pkg Qty	Carton Qty
FSBDEE3812	3/8 in. Push-To-Connect x 1/2 in. FPT Brass 90° Drop Ear Elbow	1	12
FSBDEE12	1/2 in. Push-To-Connect x 1/2 in. FPT Brass 90° Drop Ear Elbow	1	12
FSBDEE12P	1/2 in. Push-To-Connect Brass 90° Drop Ear Elbow	1	6
FSBDEE34P	3/4 in. Push-To-Connect Brass 90° Drop Ear Elbow	1	12



## FEMALE ADAPTERS

Part No.	Description	Pkg Qty	Carton Qty
FSBFA1412	1/4 in. (3/8 in. O.D.) Push x 1/2 in. FPT Brass Reducing Adapter	1	12
FSBFA3812	3/8 in. (1/2 in. O.D.) Push x 1/2 in. FPT Brass Reducing Adapter	1	12
FSBFA12	1/2 in. Push-To-Connect x FPT Brass Female Adapter	1	24
FSBFA126JR	1/2 in. Push-To-Connect FPT Brass Female Adapter (Jar)	6	48
FSBFA1234	1/2 in. Push-To-Connect x 3/4 in. FPT Brass Reducing Adapter	1	6
FSBFA34	3/4 in. Push-To-Connect x FPT Brass Female Adapter	1	12
FSBFA1	1 in. Push-To-Connect x FPT Brass Female Adapter	1	3




## MALE ADAPTERS

Part No.	Description	Pkg Qty	Carton Qty
FSBMA1412	1/4 in. (3/8 in. O.D.) Push x 1/2 in. MPT Brass Reducing Adapter	1	6
FSBMA3812	3/8 in. (1/2 in. O.D.) Push x 1/2 in. MPT Brass Reducing Adapter	1	12
FSBMA12	1/2 in. Push-To-Connect x MPT Brass Male Adapter	1	24
FSBMA126JR	1/2 in. Push-To-Connect x MPT Brass Male Adapter (Jar)	6	24
FSBMA1234	1/2 in. Push-To-Connect x 3/4 in. MPT Brass Reducing Adapter	1	6
FSBMA3412	3/4 in. Push-To-Connect x 1/2 in. MPT Brass Reducing Adapter	1	6
FSBMA34	3/4 in. Push-To-Connect x MPT Brass Male Adapter	1	24
FSBMA134	1 in. Push-To-Connect x 3/4 in. MPT Brass Reducing Adapter	1	3
FSBMA1	1 in. Push-To-Connect x MPT Brass Male Adapter	1	3
FSBIP SMA12	1/2 in. IPS Push-To-Connect x 1/2 in. CTS Brass Male Adapter	1	6
FSBIP SMA34	3/4 in. Push-To-Connect PVC IPS x 3/4 in. MPT Brass Male Adapter	1	6



## MISCELLANEOUS ADAPTERS

Part No.	Description	Pkg Qty	Carton Qty
FSBSLA12	1/2 in. Push-To-Connect x CTS Brass Street Slip Adapter	1	6
FSBSLA34	3/4 in. Push-To-Connect x CTS Brass Street Slip Adapter	1	6
FSBSLA1	1 in. Push-To-Connect x CTS Brass Street Slip Adapter	1	6




## TEES

Part No.	Description	Pkg Qty	Carton Qty
FSBT14	1/4 in. Push-To-Connect Brass Tee	1	6
FSBT38	3/8 in. Push-To-Connect Brass Tee	1	6
FSBT121238	1/2 in. x 1/2 in. x 3/8 in. Push-To-Connect Brass Reducer Tee	1	12
FSBT12	1/2 in. Push-To-Connect Brass Tee	1	24
FSBT126JR	1/2 in. Push-To-Connect Brass Tee (Jar)	6	24
FSBT12SLCTS	1/2 in. Push-To-Connect Brass x Push-To-Connect x Copper Tube Size Adapter Slip Tee	1	6
FSBT1212IPS12	1/2 in. CTS x 1/2 in. CTS x 1/2 in. IPS Push-To-Connect Brass Slip Tee	1	6
FSBT1212CTS12	1/2 in. IPS x 1/2 in. IPS x 1/2 in. CTS Push-To-Connect Brass Slip Tee	1	6
FSBT12SL	1/2 in. Push-To-Connect Brass Slip Tee	1	6
FSBT12SLF	1/2 in. Push-To-Connect Brass x Push-To-Connect x FPT Slip Tee Fitting	1	6
FSBT12STR	1/2 in. Push x 1/2 in. Push x 1/2 in. CTS Brass Street Outlet Tee	1	12
FSBT341212	3/4 in. x 1/2 in. x 1/2 in. Push-To-Connect Brass Reducer Tee	1	6
FSBT341234	3/4 in. x 1/2 in. x 3/4 in. Push-To-Connect Brass Reducer Tee	1	6
FSBT343412	3/4 in. x 3/4 in. x 1/2 in. Push-To-Connect Brass Reducer Tee	1	12
FSBT34	3/4 in. Push-To-Connect Brass Tee	1	12
FSBT34F	3/4 in. Push-To-Connect x Push-To-Connect x Female Pipe Thread Tee	1	6
FSBT3434IPS34	3/4 in. CTS x 3/4 in. CTS x 3/4 in. IPS Push-To-Connect Brass Slip Tee	1	6
FSBT3434CTS34	3/4 in. IPS x 3/4 in. IPS x 3/4 in. CTS Push-To-Connect Brass Slip Tee	1	6
FSBT34SL	3/4 in. Push-To-Connect Brass Slip Tee Fitting	1	6
FSBT34SLF	3/4 in. Push-To-Connect x Push-To-Connect x FPT Brass Slip Tee Fitting	1	6
FSBT34STR	3/4 in. Push x 3/4 in. Push x 3/4 in. CTS Brass Street Outlet Tee	1	6
FSBTANKTEE	3/4 in. Push-To-Connect x FPT x FPT Expansion Tank Tee	1	5
FSBT1134	1 in. x 1 in. x 3/4 in. Push-To-Connect Brass Reducer Tee	1	3
FSBT1	1 in. Push-To-Connect Brass Tee	1	3
FSBT11IPS1	1 in. CTS x 1 in. CTS x 1 in. IPS Push-To-Connect Brass Slip Tee	1	6
FSBT11CTS1	1 in. IPS x 1 in. IPS x 1 in. CTS Push-To-Connect Brass Slip Tee	1	6



## MULTI-PORT TEES

Part No.	Description	Pkg Qty	Carton Qty
FSBM2PTC	3/4 in. Brass Push-To-Connect Inlet x 1/2 in. Brass Push-To-Connect Outlets 2-Port Closed Manifold	1	6
FSBM2PTO	3/4 in. Brass Push-To-Connect Inlet x 1/2 in. Brass Push-To-Connect Outlets 2-Port Open Manifold	1	6
FSBM3PTOV2	3/4 in. Brass Push-To-Connect Inlets with 3-Port Open Manifold 1/2 in. Push-To-Connect Outlets	1	6
FSBM3PTO	3/4 in. Brass Push-To-Connect Inlet x 3/4 in. CTS Stem 3-Port Open Manifold with 1/2 in. Brass Push-To-Connect Outlets	1	6



## VALVES

Part No.	Description	Pkg Qty	Carton Qty
FSBVA1214	1/2 in. Push x 1/4 in. Push Chrome-Plated Brass 1/4-Turn Angle Stop Valve	1	6
FSBVA1214C	1/2 in. Push x 1/4 in. O.D. Comp Chrome-Plated Brass 1/4-Turn Angle Stop Valve	1	6
FSBVS1214	1/2 in. Push x 1/4 in. Push Chrome-Plated Brass Qtr-Turn Straight Stop Valve	1	6
FSBVS1214C	1/2 in. Push x 1/4 in. O.D. Comp Chrome-Plated Brass Qtr-Turn Straight Stop Valve	1	6
FSBVT121214C	1/2 in. Push x 1/2 in. Push x 1/4 in. O.D. Comp Chrome-Plated Brass Stop Tee Valve	1	6
FSBVA1238C	1/2 in. Push x 3/8 in. O.D. Comp 1/4-Turn Chrome-Plated Brass Angle Stop Valve	1	12
FSBVA1238C6JR	1/2 in. Push x 3/8 in. O.D. Comp 1/4-Turn Chrome-Plated Brass Angle Stop Valve (Jar)	6	12
FSBVS1238C	1/2 in. Push x 3/8 in. O.D. Comp Chrome-Plated Brass Qtr-Turn Straight Stop Valve	1	12
FSBVS1238C6JR	1/2 in. Push x 3/8 in. O.D. Comp 1/4-Turn Chrome-Plated Brass Str Stop Valve (Jar)	6	12
FSBDV01238C	1/2 in. Push x 3/8 in. O.D. Comp Brass Dual Opposed Outlet 1/4-Turn Stop Valve	1	12
FSBDVS1238C	1/2 in. Push x 3/8 in. O.D. Comp Brass Dual Inline Outlet Shut-Off 1/4-Turn Stop Valve	1	12
FSBVT121238C	1/2 in. Push x 1/2 in. Push x 3/8 in. O.D. Comp Chrome-Plated Brass Stop Tee Valve	1	6
FSBBV12	1/2 in. Brass Push Ball Valve	1	12
FSBBV12DE	1/2 in. Brass Push Ball Valve with Flange and Drain	1	12
FSBBV12F	1/2 in. Brass Push x 1/2 in. FNPT Female Ball Valve	1	6
FSBBV12SL	1/2 in. Brass Push Slip Ball Valve	1	6
FSBBV12TX	1/2 in. Brass Push Compact Ball Valve with Lockable Handle	1	12
FSBSV12WD	1/2 in. Brass Push Stop Valve with Drain	1	12
FSBVA1212M	1/2 in. Push x 1/2 in. MIP Chrome-Plated Brass 1/4-Turn Angle Stop Valve	1	6
FSBVS1212M	1/2 in. Chrome Plated Brass Push x 1/2 in. MNPT 1/4 Turn Straight Stop Valve	1	6
FSBCV12	1/2 in. Brass Push Check Valve	1	12
FSBBV312	1/2 in. Brass Push 3-Way Ball Valve	1	6
FSBFPH12	1/2 in. Push x 3/4 in. MHT Chrome-Plated Brass Telescoping Frost-Proof Hydrant	1	6
FSBGV1234	1/2 in. Brass Push x 3/4 in. GHT 1/4-Turn Drop Ear Garden Valve	1	12
FSBSCV1234	1/2 in. Brass 1/4 Turn Push x 3/4 in. GHT No Kink Hose Bibb	1	12
FSBWMAV	1/2 in. Brass Push x 3/4 in. MHT Angle Washing Machine Ball Valve	1	6
FSBWMSV	1/2 in. Brass Push x 3/4 in. MHT Straight Washing Machine Ball Valve	1	6
FSBVT343414C	3/4 in. Push x 3/4 in. Push x 1/4 in. Comp Chrome-Plated Brass Service Stop Tee	1	6
FSBBV34	3/4 in. Brass Push Ball Valve	1	12
FSBBV34DE	3/4 in. Brass Push Ball Valve with Flange and Drain	1	6
FSBBV34F	3/4 in. Brass Push x 3/4 in. FNPT Female Ball Valve	1	6
FSBBV34SL	3/4 in. Brass Push Slip Ball Valve	1	6
FSBBV34TX	3/4 in. Brass Push Compact Ball Valve with Lockable Handle	1	12
FSBBV334	3/4 in. Brass Push 3-Way Ball Valve	1	6
FSBSV34WD	3/4 in. Brass Push Stop Valve with Drain	1	12
FSBCV34	3/4 in. Brass Push Check Valve	1	12
FSBGV3434	3/4 in. Brass Push x 3/4 in. GHT 1/4-Turn Garden Valve with Drop Ear	1	12
FSBSCV3434	3/4 in. Brass 1/4 Turn Push x 3/4 in. GHT No Kink Hose Bibb	1	12
FSBPRV34WG	3/4 in. Pressure Regulator with Gauge	3	3
FSBBV1	1 in. Brass Push-To-Connect Ball Valve	6	6
FSBBV1TX	1 in. Brass Push-To-Connect Compact Ball Valve with Lockable Handle	6	6



## CAPS

Part No.	Description	Pkg Qty	Carton Qty
FSBCAP38	3/8 in. Brass Push-To-Connect Cap	1	12
FSBCAP12	1/2 in. Brass Push-To-Connect Cap	1	24
FSBCAP126JR	1/2 in. Brass Push-To-Connect Cap (Jar)	6	48
FSBCAP12WD	1/2 in. Brass Push-To-Connect Cap with Drain	1	12
FSBCAP34	3/4 in. Brass Push-To-Connect Cap	1	12
FSBCAP346JR	3/4 in. Brass Push-To-Connect Cap (Jar)	6	24
FSBCAP34WD	3/4 in. Brass Push-To-Connect Cap with Drain	1	12
FSBCAP1	1 in. Brass Push-To-Connect Cap	1	3



## TOOLS

Part No.	Description	Pkg Qty	Carton Qty
69PFRT	1/2 in. to 1 in. Push-To-Connect Fitting Removal Tool	1	3
FSBDC14	1/4 in. Demount Clip	1	12
FSBDC38	3/8 in. Demount Clip	1	12
FSBDC12	1/2 in. Demount Clip	1	48
FSBDC34	3/4 in. Demount Clip	1	48
FSBDC1	1 in. Demount Clip	1	24
FSBIPSDC3PK	1/2 in., 3/4 in. and 1 in. PVC IPS Demount Clips	1	12
FSBDT12	1/2 in. Push Fitting Disconnect Tong	1	6
FSBDT34	3/4 in. Push Fitting Disconnect Tong	1	6
FSBDG	3/8 in. - 1 in. Depth Gauge and Chamfering Tool	1	6



## APPLIANCE OUTLET BOXES

Part No.	Description	Pkg Qty	Carton Qty
FSBBOXIM	1/2 in. Ice Maker Outlet Box	1	2
FSBBOXIMWH	1/2 in. Ice Maker Outlet Box with Water Hammer Arrestor	1	2
FSBBOXWM	1/2 in. Brass Washing Machine Outlet Box	1	3
FSBBOXWMWH	1/2 in. Brass Washing Machine Outlet Box with Water Hammer Arrestors	1	3



## APPLIANCE CONNECTORS

Part No.	Description	Pkg Qty	Carton Qty
FSBBS12P18	1/2 in. Push x 1/2 in. Push x 18 in. Braided Stainless Steel Repair Hose	1	12
FSBBS34F12	3/4 in. Push x 3/4 in. FPT x 12 in. Braided Stainless Steel Water Heater Connector	1	12
FSBBS34F15	3/4 in. Push x 3/4 in. FPT x 15 in. Braided Stainless Steel Water Heater Connector	1	12
FSBBS34P18	3/4 in. Push x 3/4 in. FPT x 18 in. Braided Stainless Steel Water Heater Connector	1	12
FSBBS34F18	3/4 in. Push x 3/4 in. FPT x 18 in. Braided Stainless Steel Water Heater Connector	1	12
FSBBS34F18BV	3/4 in. Push x 3/4 in. FPT x 18 in. Braided Stainless Steel Water Heater Connector w/ Ball Valve	1	12
FSBCSST34F18	3/4 in. Push x 3/4 in. FPT x 18 in. Corrugated Stainless Steel Water Heater Connector	1	12
FSBBS34F24	3/4 in. Push x 3/4 in. FPT x 24 in. Braided Stainless Steel Water Heater Connector	1	12
FSBCSST34F24	3/4 in. Push x 3/4 in. FPT x 24 in. Corrugated Stainless Steel Water Heater Connector	1	12
FSBBS34P1F24	3/4 in. Push x 1 in. FPT x 24 in. Braided Stainless Steel Water Softener Connector	1	6



## ACCESSORIES

Part No.	Description	Pkg Qty	Carton Qty
FSBWHKIT	3/4 in. x 3/4 in. FIP Water Heater Connection Kit	1	3
FSBTANKKIT	Water Heater Installation Kit with Tank Tee	1	3
FSBSHOWKIT	1/2 in. Push Brass Shower/Tub Installation Kit	1	3
FSBSTUB8	1/2 in. Push x 8 in. Copper Stub-Out Elbow	1	6
FSBFAU14	1/4 in. (3/8 in.) x 1/4 in. Comp. Stop Valve Connector	1	6
FSBFAU1438	1/4 in. CTS x 3/8 in. OD Faucet Connector	1	6
FSBFAU1412	1/4 in. (3/8 in. O.D.) Push x 1/2 in. Chrome-Plated Brass Faucet Connector	1	6
FSBTA141438C	1/4 in. Push x 1/4 in. Push x 3/8 in. O.D. Comp Chrome-Plated Brass Stop Valve Tee	1	6
FSBFAU1478	1/4 in. (3/8 in. O.D.) Push x 7/8 in. Female Ballcock Chrome-Plated Brass Straight Toilet Connector	1	6
FSBTANKTEE	3/4 in. Push-To-Connect x FPT x FPT Water Heater Expansion Tank Tee	1	5



## LEAD FREE FORGED BRASS BALL VALVES

The 94ALF Series ball valve by is a lead free forged brass ball valve that combines reliable operation with the utmost economy. The 94ALF Series is ideal for gas, fuels, fire protection, and general plumbing and HVAC applications including potable water. Featuring quarter-turn lever handle flow control, the 94ALF Series ball valve is a versatile and reliable ball valve.

### Features:

- Blowout-proof stem design
- Corrosion resistant
- Reinforced Teflon seats
- Adjustable stem packing nut
- Stainless steel ball and stem that helps fluid flow smoothly at a constant velocity
- Quarter-turn lever handle design
- Ideal for potable water
- Corrosion resistant

### Performance Rating:

- 600 CWP
- Max. Temperature: 400° F

### Approvals:


- NSF/ANSI/CAN 61 - Water Quality
- FM 1140 Fire Protection Quick Opening Valves
- ASME B16.33 (125 psi) (CGA 3.16)
- NSF/ANSI 372 - Lead Free
- ANSI Z21.15 (1/2 psi) (CSA 9.1)
- UL 125, 258, 842, 1477
- IAPMO/ANSI Z1157
- ASME B16.44 (5 psi) (CR91-002)



## 94ALF SERIES

Part No.	Description	Pkg Qty	Carton Qty
94ALF10101TMG	1/4 in. FIP Lead Free Brass Female Ball Valve	1	20
94ALF10201TMG	3/8 in. FIP Lead Free Brass Female Ball Valve	1	20
94ALF10301TMG	1/2 in. FIP Lead Free Brass Female Ball Valve	1	50
94ALF20301TMG	1/2 in. Lead Free Brass Solder Ball Valve	1	50
94ALF10401TMG	3/4 in. FIP Lead Free Brass Female Ball Valve	1	30
94ALF20401TMG	3/4 in. Lead Free Brass Solder Ball Valve	1	30
94ALF10501TMG	1 in. FIP Lead Free Brass Female Ball Valve	1	20
94ALF20501TMG	1 in. Lead Free Brass Solder Ball Valve	1	20
94ALF10601TMG	1¼ in. FIP Lead Free Brass Female Ball Valve	1	12
94ALF20601TMG	1¼ in. Lead Free Brass Solder Ball Valve	1	12
94ALF10701TMG	1½ in. FIP Lead Free Brass Female Ball Valve	1	9
94ALF20701TMG	1½ in. Lead Free Brass Solder Ball Valve	1	9
94ALF10801TMG	2 in. FIP Lead Free Brass Female Ball Valve	1	6
94ALF20801TMG	2 in. Lead Free Brass Solder Ball Valve	1	6
94ALF10901TMG	2½ in. FIP Lead Free Brass Female Ball Valve	1	2
94ALF20901TMG	2½ in. Lead Free Brass Solder Ball Valve	1	2
94ALF10001TMG	3 in. FIP Lead Free Brass Female Ball Valve	1	2
94ALF20001TMG	3 in. Lead Free Brass Solder Ball Valve	1	2
94ALF10A01TMG	4 in. FIP Lead Free Brass Female Ball Valve	1	2
94ALF20A01TMG	4 in. Lead Free Brass Solder Ball Valve	1	2





## FORGED BRASS BALL VALVES

The 94A Series ball valve by is a forged brass ball valve that combines reliable operation with the utmost economy. The 94A Series is ideal for gas, fuels, fire protection, and general plumbing and HVAC applications. Featuring quarter-turn lever handle flow control, the 94A Series ball valve is a versatile and reliable ball valve.

*Not for use in potable water applications in the United States.*

### Features:


- 2-Piece, full port design
- Corrosion resistant
- Quarter-turn lever handle design
- Brass stem
- Solid chrome plated ball that helps fluid flow smoothly at a constant velocity
- Blowout-proof stem design
- Reinforced Teflon seats
- Adjustable stem packing nut
- Chrome-plated ball

### Performance Rating:

- 600 CWP - 1/4 in. - 4 in.
- 400 CWP - 2½ in. - 4 in.
- Max. Temperature: 400° F

### Approvals:

- FM 1140 Fire Protection Quick Opening Valves
- ASME B16.33 (125 psi) (CGA 3.16) (1/4 in. - 2 in.)
- ANSI Z21.1591-002 (1/4 in. - 4 in.)
- UL 125, 258 (1/4 in. - 2 in.), 842 (1/4 in. - 4 in. NPT), 1477 (1/4 in. - 4 in. NPT)  
*Gas approvals apply to NPT models only.*



## 94A SERIES

Part No.	Description	Pkg Qty	Carton Qty
94A10301TMG	1/2 in. Brass Female Ball Valve	1	50
94A20301TMG	1/2 in. Brass Solder Ball Valve	1	50
94A10401TMG	3/4 in. Brass Female Ball Valve	1	30
94A20401TMG	3/4 in. Brass Solder Ball Valve	1	30
94A10501TMG	1 in. Brass Female Ball Valve	1	20
94A20501TMG	1 in. Brass Solder Ball Valve	1	20
94A10601TMG	1¼ in. Brass Female Ball Valve	1	12
94A20601TMG	1¼ in. Brass Solder Ball Valve	1	12
94A10701TMG	1½ in. Brass Female Ball Valve	1	9
94A20701TMG	1½ in. Brass Solder Ball Valve	1	9
94A10801TMG	2 in. Brass Female Ball Valve	1	6
94A20801TMG	2 in. Brass Solder Ball Valve	1	6



## PRESS VALVES

The Press Valve is a lead free forged brass ball valve that combines reliable operation with the utmost economy. It is ideal for gas, fuels, fire protection, and general plumbing and HVAC applications including potable water. Featuring quarter-turn lever handle flow control, the Press Valve is a versatile and reliable ball valve.

### Features:

- Blowout-proof stem design
- Corrosion resistant
- Reinforced Teflon seats
- Adjustable stem packing nut
- Solid chrome plated ball that helps fluid flow smoothly at a constant velocity
- Quarter-turn lever handle with vinyl grip
- Leak-Before-Press Technology

### Performance Rating:

- 250 psi Non-Shock Cold Working Pressure
- Max. Temperature: 250° F

### Approvals:

- NSF/ANSI 61 - Water Quality
- NSF/ANSI 372 - Lead Free
- IAPMO Z1157

### Installation:

Press Valves are bi-directional. They may be installed in vertical or horizontal pipe runs without regard to flow direction and without regard to stem orientation.

1. Cut type K, L or M hard copper tube squarely using a rotary tube cutter.
2. Remove burrs to ensure tube end is smooth and clean to avoid damaging the o-ring.
3. Identify the depth, using the Depth Chart, and measure the tube from the end, marking it clearly on the exterior of the tube. This ensures a proper seal of fitting and tube.
4. While turning the tube slightly, slide the press fitting to the marked depth.
5. Press the joint.

*\*LEAD FREE: The wetted surfaces of this product shall contain no more than 0.25% lead by weighted average. Complies with Federal Public Law 111-380. ANSI 3rd party approved and listed.*



## 94VLF SERIES

Part No.	Description	Pkg Qty	Carton Qty
94VLF10301TMG	1/2 in. Press Ball Valve	1	15
94VLF10401TMG	3/4 in. Press Ball Valve	1	10
94VLF10501TMG	1 in. Press Ball Valve	1	12
94VLF10601TMG	1¼ in. Press Ball Valve	1	5
94VLF10701TMG	1½ in. Press Ball Valve	1	4
94VLF10801TMG	2 in. Press Ball Valve	1	2
94VLF10901TMG	2½ in. Press Ball Valve	1	2
94VLF10001TMG	3 in. Press Ball Valve	1	2
94VLF10A01TMG	4 in. Press Ball Valve	1	1



## 95VLF SERIES

Part No.	Description	Pkg Qty	Carton Qty
95VLF10301TMG	1/2 in. Press Ball Valve with Drain	1	15
95VLF10401TMG	3/4 in. Press Ball Valve with Drain	1	10



# STAINLESS STEEL BALL VALVES

The 96F Series Ball Valve is a full-port stainless steel ball valve that combines reliable operation with an all stainless steel body and trim. This model comes equipped with a locking handle to prevent unwanted usage. Features like these make the 96F series the superior choice for long-lasting performance and value. Ideal for saltwater applications, marine use, and coastal areas.

**Features:**

- Blowout-proof stem design
- All stainless steel ball, stem, body, and handle
- Corrosion resistant
- Female pipe thread connections
- Reinforced Teflon seats
- 100% tested during production
- Adjustable stem packing
- Body constructed of 316 Stainless Steel for durability

**Performance Rating:**

- Maximum working pressure: 1000 psi
- Maximum temperature: 450° F
- 150 psig for saturated steam

**Approvals:**

- NSF 61
- NSF 372

*\*LEAD FREE: The wetted surfaces of this product shall contain no more than 0.25% lead by weighted average. Complies with Federal Public Law 111-380. ANSI 3rd party approved and listed.*



## 96F SERIES

Part No.	Description	Pkg Qty	Carton Qty
96F10327TMG	1/2 in. Stainless Steel Ball Valve w/Locking Handle	1	10
96F10427TMG	3/4 in. Stainless Steel Ball Valve w/Locking Handle	1	10
96F10527	1 in. Stainless Steel Ball Valve w/Locking Handle	1	4
96F10627	1¼ in. Stainless Steel Ball Valve w/Locking Handle	1	4
96F10727	1½ in. Stainless Steel Ball Valve w/Locking Handle	1	4
96F10827	2 in. Stainless Steel Ball Valve w/Locking Handle	1	2



## 92S SERIES - STAINLESS STEEL HOSE BIBBS

Part No.	Description	Pkg Qty	Carton Qty
92S10301TMG	1/2 in. MNPT x 3/4 in. GHV Stainless Steel Hose Bibb	1	10
92S10401TMG	3/4 in. MNPT x 3/4 in. GHV Stainless Steel Hose Bibb	1	10

# WARRANTY

Subject to the conditions and limitations in this Limited Warranty, The Mosack Group, Inc. warrants to the owner of applicable real property in the United States (including its territories) and Canada that PurePEX and TMG products, when properly installed in potable water piping systems and hydronic heating piping systems, under normal conditions of use, shall be free from failure caused by manufacturing defects for the applicable Warranty Period. This Limited Warranty is in effect for installations made after January 1, 2023 and applies strictly to products installed in the country which they were purchased.

Validation of the Warranty Period is required through proof of purchase. In the event that proof of purchase is unavailable, the Warranty Period initiation date shall default to the date of manufacture for each product. If the product suspected of a defect does not have a visible date of manufacture, a proof of purchase shall be required.

All products must be installed in accordance with all then applicable codes, good plumbing practice, in accordance with any local, state, provincial or federal requirements, and installed in a potable water or radiant heating application unless a non-potable water service is specifically described in published pertinent product literature.

The installer must use construction techniques compliant with then applicable codes to install the product and use the product within the design parameters specified in any installation guidelines and technical notes for the applicable system. This shall include field pressure testing prior to concealing with concrete or by other means and wrapping any brass fitting when buried. Failure to install PurePEX, and TMG products according to manufacturer's installation instructions will void all applicable warranties and may result in severe water damage.

Products must at all times be used in a manner consistent with their intended use and be used in installations and environments acceptable to their material and design specifications, including not being installed in a system that may operate at temperatures or at pressures that exceed the approved ratings which can be found on the product, packaging or installation instructions.

Product specific conditions of this Limited Warranty and the Warranty Period are detailed in the table entitled "Additional Product Specific Warranty Information".

Without limiting the foregoing, this Limited Warranty does not apply and you do not have a right of reimbursement if the product failure or resulting damage is caused by: (a) evidence of tampering, mishandling, neglect, abuse, accidental damage, freeze damage (it is expressly understood that failure as a result of any freezing fluids within the pipes does not constitute a defect in material or workmanship and shall not be covered by this warranty) or unauthorized modifications or repairs that cause damage to warranted products; (b) exposure to harmful, unauthorized, or unanticipated chemicals or substances or corrosive water conditions; (c) exposure to ultraviolet light; (d) faulty installation including failure to follow proper burial instructions; (e) damage from abnormal operating conditions including exposure pressures and temperatures beyond the specified operating range; (f) failure to properly test and pass common testing methods (including pressure testing) after the installation and before the product or system is put in service; (g) components not manufactured or sold by The Mosack Group, Inc.; or (h) acts of nature such as earthquakes, re, flood or lightning.

Although The Mosack Group, Inc. provides a plumbing system to facilitate a complete installation, other manufacturers pipe and/or fittings may be installed in any given installation provided manufacturing of the pipe and/or fittings demonstrates compliance with the applicable ASTM/CSA standards, and the product has been certified by a recognized third-party testing agency. The Mosack Group, Inc. product in the given installation will continue to be covered under this Limited Warranty although limits on Warranty Period may apply. The Mosack Group, Inc. will be responsible only for proven defects in material or workmanship in The Mosack Group, Inc. products. Problems in products manufactured by another company should be reported to that manufacturer.

In order to be eligible for service under this Limited Warranty, it is the responsibility of the property owner to obtain and pay for repairs. Only if the warranty applies will The Mosack Group, Inc. be responsible for reimbursement under this warranty. The part or parts which you claim failed should be kept and The Mosack Group, Inc. contacted at the address below or by telephoning within thirty (30) days after the failure or leak and identifying yourself as having a warranty claim. You should be prepared to ship, at your expense, the product which you claim failed due to a manufacturing defect (including the original section of pipe still inserted), document the date of installation, proof of purchase, and the amount of any claimed bills for which you seek reimbursement. Products returned without shipping charges prepaid will be refused. Within a reasonable time after receiving the product, The Mosack Group, Inc. will investigate the reasons for the failure, which includes the right to inspect the product at The Mosack Group, Inc. and reasonable access to the site of damage in order to determine whether the warranty applies. The Mosack Group, Inc. will notify you of the results of this review. For questions or inquiries, call 1(888)229-2874.

In the event that The Mosack Group, Inc. determines that the failure or leak and any resulting damages were the result of a manufacturing defect in the products covered by limited warranties outlined below, The Mosack Group, Inc. will reimburse the property owner for reasonable repair or replacement charges to include drywall, flooring and painting costs, as well as damages to personal property, resulting from the failure or leak. Except as specified above or otherwise specifically authorized in writing by The Mosack Group, Inc., The Mosack Group, Inc. shall not pay for any costs or expenses for transportation, relocation, labor, repairs or any other work associated with removing and/or returning failed or defective products or installing replacement products. Any change in property ownership after the first ten years will nullify any remaining warranty coverage. This shall constitute the sole and exclusive remedy for any defective product.

The Mosack Group, Inc. shall not be responsible for any other incidental, indirect, contingent, special or consequential damages, including without limitation, economic loss, lost profits or the cost of repairing or replacing other property which is damaged if these warranted products do not work properly, other costs resulting from labor charges, delays, vandalism, negligence, fouling caused by foreign material, damage from adverse water conditions, adverse chemical environments, or any other circumstances over which The Mosack Group, Inc. has no control. This limitation applies even if The Mosack Group, Inc. could have foreseen or has been advised of the possibility of these damages. This Limited Warranty shall be invalidated by any abuse, misuse, misapplication or improper installation of the product. Any remaining warranty coverage may not be assigned or transferred after the period ending ten years following the installation. The Mosack Group, Inc. does not guarantee or in any way warrant the integrity or workmanship of the contractor/installer.

Other than this limited warranty, The Mosack Group, Inc. does not authorize any person or firm to create for it any other obligation or liability in connection with its products. This written warranty applies for the first 10 years of the applicable warranty regardless of any change of ownership in the property. Some states do not allow the exclusion or limitation of incidental or consequential damages or limitations on the duration of implied warranties in certain types of transactions, so the above exclusion or limitations may not apply to you.

**LIMITATION OF LIABILITY: THE MOSACK GROUP, INC. SHALL NOT UNDER ANY CIRCUMSTANCES BE LIABLE FOR SPECIAL OR CONSEQUENTIAL DAMAGES SUCH AS, BUT NOT LIMITED TO, DAMAGES OR TO LOSS OF OTHER PROPERTY OR EQUIPMENT, LOSS OF PROFITS OR REVENUE, COST OF CAPITAL, COST OF PURCHASED OR REPLACEMENT GOODS, OR CLAIMS OF CUSTOMERS OF OUR INITIAL PURCHASER. THE REMEDIES OF OUR INITIAL PURCHASER, AND ALL OTHERS, SET FORTH HEREIN, ARE EXCLUSIVE, AND THE LIABILITY OF THE MOSACK GROUP, INC. WITH RESPECT TO SAME SHALL NOT, EXCEPT AS EXPRESSLY PROVIDED HEREIN, EXCEED THE PRICE OF THE GOODS UPON WHICH SUCH LIABILITY IS BASED.**

This Limited Warranty and any claims arising from breach of contract, breach of warranty, tort, or any other claim arising from sale or use of The Mosack Group, Inc. products shall be governed and construed under the laws of the State of North Carolina. No action on the part of The Mosack Group, Inc. under this Limited Warranty shall be construed as an admission of liability of that the product is not for its intended use.

## ADDITIONAL PRODUCT SPECIFIC WARRANTY INFORMATION

Product Group	Limited Warranty Period	Conditions
TMG	5 Years	Must be installed per published installation instructions.
PurePEX Fittings (PEX-A)	25 Years	For exclusive use with PEX-A pipe.
PurePEX Pipe (PEX-A)	25 Years	For exclusive use with ASTM F1960 fittings.
PurePEX Brass Fittings (PEX-B)	25 Years	For exclusive use with: PEX - ASTM F876/CSA B137.5 Copper Crimp Rings - ASTM F1807 Stainless Steel Pinch Clamps & Sleeves - ASTM F2098
PurePEX Pipe (PEX-B)	25 Years	For use with ASTM F2159 fittings.
PurePEX Poly Alloy Fittings (PEX-B)	25 Years	For exclusive use with: PEX - ASTM F876/CSA B137.5 Copper Crimp Rings - ASTM 2159 Stainless Steel Pinch Clamps & Sleeves - ASTM F2098
PurePEX and PureLINK Tools Expansion (PEX-A) and Crimp & Clamp (PEX-B)	5 Years	From date of purchase and when used in accordance with instructions.
TMG Valves	5 Years	Must be installed per published installation instructions.
Tectite by Mosack Group Accessories (Connectors, supply stops, appliance outlet boxes, kits, manifolds, hoses, etc.)	5 Years	Must be installed per published installation instructions.
Tectite by Mosack Group Push-To-Connect Fittings	Lifetime	For exclusive use with: PEX - ASTM F876/CSA B137.5 Copper - ASTM B 88 hard drawn copper tube K, L, & M CPVC - ASTM D2846 or CSA B137.6 PE-RT - ASTM F2769
Tectite by Mosack Group Push-To-Connect Fittings in HDPE Applications	5 Years	For exclusive use with HDPE SDR-9 ASTM D2737.
Tectite by Mosack Group Tools	5 Years	From date of purchase and when used in accordance with instructions.
Tectite by Mosack Group Valves	5 Years	Must be installed per published installation instructions.

# TERMS & CONDITIONS

1. Seller's acceptance of the offer represented by this purchase order issued by The Mosack Group, Inc., is expressly limited and subject to these Terms and Conditions, irrespective of any other terms or conditions proposed by Seller. Any such terms or conditions proposed by Seller are hereby rejected by The Mosack Group, Inc., and shall be void and unenforceable.
2. Delivery in whole or in part of the goods to be furnished hereunder shall constitute acceptance of this order, subject to these Terms and Conditions. This is the entire contract between The Mosack Group Inc. and Seller concerning the subject hereof, and no changes of any kind whatsoever are binding on The Mosack Group Inc. unless they are in writing and signed by an authorized representative of The Mosack Group Inc..
3. Seller must provide the goods as indicated on this purchase order and/or therein designated documents. Seller shall not substitute any materials without The Mosack Group Inc.'s written consent. Seller shall indicate The Mosack Group Inc. purchase order number on the shipping documents, which shall indicate Sellers full compliance with the requirements of this order and therein designated documents.
4. When partial shipments are made for the convenience of Seller, additional transportation costs shall be paid entirely by Seller. Any partial or early shipment must be agreed to in writing by The Mosack Group Inc.
5. Blanket orders are subject to firm pricing, to be released over one year from date of first receipt of goods, unless otherwise agreed to in writing by The Mosack Group Inc.
6. Do not execute this order at higher pricing than shown, or previously charged without our written consent.
7. Seller shall deliver the goods to The Mosack Group Inc. on the date(s) indicated in this purchase order. If Seller fails to make delivery of any part of the goods on the date(s) indicated, The Mosack Group Inc. may terminate the purchase order and have no further obligation hereunder, and pursue all other available remedies.
8. All tooling shall remain the property of The Mosack Group Inc., and subject to return upon The Mosack Group Inc.'s request, without additional charge.
9. Seller agrees to comply with all local, state and federal laws, regulations and orders pertaining to the fulfillment of this purchase order, including without limitation, all such laws and regulations regarding equal employment nondiscrimination and affirmative action, if any, specifically including but not limited to the provision of Title VII of the Civil Rights Act of 1964, Executive order 11246 Section 503 of the Rehabilitation Act of 1973, Section 402 of the Vietnam Era Veterans Readjustment Assistance Act, The Toxic Substance Control Act, The Occupational Safety and Health Act, The National Labor Relations Act, The Immigration Reform and Control Act and all binding rules, regulations and relevant orders of any regulatory bodies issued pursuant to any of the above.
10. Seller agrees to indemnify, defend and hold harmless The Mosack Group, Inc. and its successors and assigns from and against any and all claims, demands, liabilities, costs, suits or actions, including all reasonable expenses, attorney fees, lost profits, consequential damages or any other type of damage, including without limitation, injuries to or the death of any person and loss of or damage to any property, including the property of The Mosack Group, Inc. (collectively, "Losses"), alleged to have been caused, in whole or in part, by or resulting from the goods and/or services covered by this purchase order or any breach hereof, or negligence of Seller or its employees, agents, or subcontractors. Without limiting the generality of the foregoing, Seller agrees to indemnify, defend and hold harmless The Mosack Group, Inc. and its successors and assigns from and against any and all Losses arising from or otherwise related to any actual or alleged infringement of any intellectual property rights, including without limitation, patent and trademark rights.
11. All purchase orders, including The Mosack Group, Inc. Terms and Conditions, transmitted electronically constitute binding contracts and are deemed to be the equivalent of written and signed documents.
12. Any and all disputes arising from or otherwise related to this purchase order or these Terms and Conditions shall be resolved exclusively through binding arbitration under the Rules of Arbitration of the International Chamber of Commerce by one or more arbitrators appointed in accordance with said Rules. The place of arbitration shall be Charlotte, North Carolina, USA. The arbitration shall be conducted entirely in English.
13. This purchase order and these Terms and Conditions shall be governed by the law of North Carolina, USA.

*PO Terms and Conditions (Rev.A 1/1/2019)*

# PART NUMBER INDEX

Part #	Page #	Part #	Page #	Part #	Page #	Part #	Page #	Part #	Page #
69PFRT	30	94ALF20A01TMG	32	FSBBV312	29	FSBDEE3812	27	FSBIP SMA34	27
69PTBJ0010C	23	94VLF10001TMG	34	FSBBV334	29	FSBDG	30	FSBIP SSTEM1	26
69PTKANG143	23	94VLF10301TMG	34	FSBBV34	29	FSBDT12	30	FSBIP SSTEM12	25
69PTKANG144	23	94VLF10401TMG	34	FSBBV34DE	29	FSBDT34	30	FSBIP SSTEM34	26
69PTKC001	23	94VLF10501TMG	34	FSBBV34F	29	FSBDV01238C	29	FSBM2PTC	28
69PTKG1096	23	94VLF10601TMG	34	FSBBV34SL	29	FSBDVS1238C	29	FSBM2PTO	28
69PTKH0014C	23	94VLF10701TMG	34	FSBBV34TX	29	FSBDWE1434	26	FSBM3PTO	28
69PTKH0014SS	23	94VLF10801TMG	34	FSBC1	26	FSBE1	26	FSBM3PTOV2	28
69PTKH0015K	23	94VLF10901TMG	34	FSBC12	25	FSBE12	26	FSBMA1	27
92S10301TMG	35	94VLF10A01TMG	34	FSBC1238	25	FSBE1245	26	FSBMA12	27
92S10401TMG	35	95VLF10301TMG	34	FSBC126JR	25	FSBE126JR	26	FSBMA1234	27
94A10301TMG	33	95VLF10401TMG	34	FSBC12SL	25	FSBE12STR	26	FSBMA126JR	27
94A10401TMG	33	96F10327TMG	35	FSBC12SLEZ	25	FSBE12V	26	FSBMA134	27
94A10501TMG	33	96F10427TMG	35	FSBC134	26	FSBE34	26	FSBMA1412	27
94A10601TMG	33	96F10527TMG	35	FSBC14	25	FSBE3412	26	FSBMA34	27
94A10701TMG	33	96F10627TMG	35	FSBC15L	26	FSBE3445	26	FSBMA3412	27
94A10801TMG	33	96F10727TMG	35	FSBC34	25	FSBE346JR	26	FSBMA3812	27
94A20301TMG	33	96F10827TMG	35	FSBC3412	25	FSBE34STR	26	FSBME12	26
94A20401TMG	33	EPXHEAD1	13	FSBC346JR	25	FSBE34V	26	FSBME1238	26
94A20501TMG	33	EPXHEAD12	13	FSBC345L	25	FSBE38	26	FSBME1438	26
94A20601TMG	33	EPXHEAD34	13	FSBC34SLEZ	25	FSBFA1	27	FSBPBC12	25
94A20701TMG	33	EPXTOOL	13	FSBC38	25	FSBFA12	27	FSBPBC34	26
94A20801TMG	33	EPXTOOLKIT	13	FSBCAP1	30	FSBFA1234	27	FSBPRV34WG	29
94ALF10001TMG	32	FSBBOXIM	30	FSBCAP12	30	FSBFA126JR	27	FSBSCV1234	29
94ALF10101TMG	32	FSBBOXIMWH	30	FSBCAP126JR	30	FSBFA1412	27	FSBSCV3434	29
94ALF10201TMG	32	FSBBOXWM	30	FSBCAP12WD	30	FSBFA34	27	FSBSHOWKIT	31
94ALF10301TMG	32	FSBBOXWMWH	30	FSBCAP34	30	FSBFA3812	27	FSBSLA1	27
94ALF10401TMG	32	FSBBS12P18	31	FSBCAP346JR	30	FSBFAU14	31	FSBSLA12	27
94ALF10501TMG	32	FSBBS34F12	31	FSBCAP34WD	30	FSBFAU1412	31	FSBSLA34	27
94ALF10601TMG	32	FSBBS34F15	31	FSBCAP38	30	FSBFAU1438	31	FSBSTUB8	31
94ALF10701TMG	32	FSBBS34F18	31	FSBCSST34F18	31	FSBFAU1478	31	FSBSV12WD	29
94ALF10801TMG	32	FSBBS34F18BV	31	FSBCSST34F24	31	FSBFE12	26	FSBSV34WD	29
94ALF10901TMG	32	FSBBS34F24	31	FSBCV12	29	FSBFPH12	29	FSBT1	28
94ALF10A01TMG	32	FSBBS34P18	31	FSBCV34	29	FSBGV1234	29	FSBT1134	28
94ALF20001TMG	32	FSBBS34P1F24	31	FSBDC1	30	FSBGV3434	29	FSBT11CTS1	28
94ALF20301TMG	32	FSBBV1	29	FSBDC12	30	FSBIPSC1	26	FSBT11IPS1	28
94ALF20401TMG	32	FSBBV12	29	FSBDC14	30	FSBIPSC12	25	FSBT12	28
94ALF20501TMG	32	FSBBV12DE	29	FSBDC34	30	FSBIPSC15L	26	FSBT121238	28
94ALF20601TMG	32	FSBBV12F	29	FSBDC38	30	FSBIPSC34	25	FSBT1212CTS12	28
94ALF20701TMG	32	FSBBV12SL	29	FSBDEE12	27	FSBIPSC34SL	26	FSBT1212IPS12	28
94ALF20801TMG	32	FSBBV12TX	29	FSBDEE12P	27	FSBIPSDC3PK	30	FSBT126JR	28
94ALF20901TMG	32	FSBBV1TX	29	FSBDEE34P	27	FSBIP SMA12	27	FSBT125L	28

# PART NUMBER INDEX

Part #	Page #	Part #	Page #	Part #	Page #	Part #	Page #	Part #	Page #
FSBT12SLCTS	28	WEPPB3001S	4	WEPXCPVC34	9	WEPXM4PT01	10	WEPXPAE1234	8
FSBT12SLF	28	WEPPB30034S	4	WEPXCSST18	12	WEPXM6PT	10	WEPXPAE34	8
FSBT12STR	28	WEPPB50012S	4	WEPXCSST18BV	12	WEPXMA1	9	WEPXPAE6	8
FSBT14	28	WEPPB50034S	4	WEPXDEE12	8	WEPXMA12	9	WEPXPAE7	8
FSBT34	28	WEPPR10012S	5	WEPXDEE34	8	WEPXMA1234	9	WEPXPAE8	8
FSBT341212	28	WEPPR1001S	5	WEPXDEE3412	8	WEPXMA134	9	WEPXPAF1212S	8
FSBT341234	28	WEPPR10034S	5	WEPXDET12	10	WEPXMA34	9	WEPXPAFES12	8
FSBT343412	28	WEPPR2012S	5	WEPXDET34	10	WEPXMA341	9	WEPXPAFES34	8
FSBT3434CTS34	28	WEPPR201S	5	WEPXE1	7	WEPXMA3412	9	WEPXPAM1	9
FSBT3434IPS34	28	WEPPR2034S	5	WEPXE12	7	WEPXMA6	9	WEPXPAM12	9
FSBT34F	28	WEPPR30012S	5	WEPXE1234	7	WEPXMA7	9	WEPXPAM1234	9
FSBT34SL	28	WEPPR30034S	5	WEPXE34	7	WEPXMA8	9	WEPXPAM34	9
FSBT34SLF	28	WEPPR50012S	5	WEPXFA1	8	WEPXMANI12P	13	WEPXPAM3412	9
FSBT34STR	28	WEPPR50034S	5	WEPXFA12	8	WEPXMANI16P	13	WEPXPAME12	8
FSBT38	28	WEPPW1001	5	WEPXFA1234	8	WEPXMANI20P	13	WEPXPAME34	8
FSBTA141438C	31	WEPPW100112	5	WEPXFA12S	8	WEPXMANI24P	13	WEPXPAP1	10
FSBTANKKIT	31	WEPPW100114	5	WEPXFA34	8	WEPXMANI28P	13	WEPXPAP12	10
FSBTANKTEE	28	WEPPW10012	5	WEPXFA341	8	WEPXMANI32P	13	WEPXPAP34	10
FSBTANKTEE	31	WEPPW10034	5	WEPXFA3412	8	WEPXMANI36P	13	WEPXPAT1	11
FSBVA1212M	29	WEPPW201	5	WEPXFA34S	8	WEPXMSA1	9	WEPXPAT1112	11
FSBVA1214	29	WEPPW20112	5	WEPXFA6	8	WEPXMS12	9	WEPXPAT1134	11
FSBVA1214C	29	WEPPW20114	5	WEPXFA7	8	WEPXMS1234	9	WEPXPAT12	11
FSBVA1238C	29	WEPPW2012	5	WEPXFE12S	7	WEPXMS34	9	WEPXPAT121234	11
FSBVA1238C6JR	29	WEPPW202	5	WEPXFS1	8	WEPXMS341	9	WEPXPAT1341	11
FSBVS1212M	29	WEPPW2034	5	WEPXFS12	8	WEPXMS6	9	WEPXPAT13434	11
FSBVS1214	29	WEPPW3001	5	WEPXFS1234	8	WEPXMS7	9	WEPXPAT34	11
FSBVS1214C	29	WEPPW30012	5	WEPXFS34	8	WEPXMS9	9	WEPXPAT341212	11
FSBVS1238C	29	WEPPW30034	5	WEPXFS341	8	WEPXNPXM34	13	WEPXPAT341234	11
FSBVS1238C6JR	29	WEPPW50012	5	WEPXFS6	8	WEPXPAC1	7	WEPXPAT34341	11
FSBVT121214C	29	WEPPW50034	5	WEPXFS7	8	WEPXPAC12	7	WEPXPAT343412	11
FSBVT121238C	29	WEPXBC12	7	WEPXFS8	8	WEPXPAC34	7	WEPXPAT6	11
FSBVT343414C	29	WEPXBC34	7	WEPXM21PT	10	WEPXPAC341	7	WEPXPAT611	11
FSBWHKIT	31	WEPXBOXIM	13	WEPXM21PTO	10	WEPXPAC3412	7	WEPXPAT6134	11
FSBWMAV	29	WEPXBOXWM	13	WEPXM22PT	10	WEPXPAC6	7	WEPXPAT661	11
FSBWMSV	29	WEPXBOXWMMWH	13	WEPXM22PTO	10	WEPXPAC61	7	WEPXPAT6612	11
WEPPB10012S	4	WEPXC1	7	WEPXM2PTO	10	WEPXPAC7	7	WEPXPAT6634	11
WEPPB1001S	4	WEPXC12	7	WEPXM33PTO	10	WEPXPAC71	7	WEPXPAT7	11
WEPPB10034S	4	WEPXC1234	7	WEPXM3PT	10	WEPXPAC76	7	WEPXPAT711	11
WEPPB2012S	4	WEPXC34	7	WEPXM3PTO	10	WEPXPAC8	7	WEPXPAT761	11
WEPPB201S	4	WEPXC341	7	WEPXM44PT	10	WEPXPAC87	7	WEPXPAT7634	11
WEPPB2034S	4	WEPXCPVC12	9	WEPXM4PT	10	WEPXPAE1	8	WEPXPAT766	11
WEPPB30012S	4	WEPXCPVC34	9	WEPXM4PTO	10	WEPXPAE12	8	WEPXPAT771	11



# PART NUMBER INDEX

Part #	Page #	Part #	Page #	Part #	Page #	Part #	Page #	Part #	Page #
WEPXPAT7734	11	WEPXV6	12	WPXBC34	18	WPXFS1	19	WPXPAC12	18
WEPXPAT776	11	WEPXV7	12	WPXBOXIM	24	WPXFS12	19	WPXPAC134	18
WEPXPAT8	11	WEPXV8	12	WPXBOXWM	24	WPXFS34	19	WPXPAC34	18
WEPXPAT871	11	WEPXVA1214C	12	WPXBOXWMWH	24	WPXFE12	18	WPXPAC3412	18
WEPXPAT8734	11	WEPXVA1238C	12	WPXC1	18	WPXFE34	18	WPXPAE1	19
WEPXPAT876	11	WEPXVS1214C	12	WPXC12	18	WPXGRIP12	24	WPXPAE12	19
WEPXPAT877	11	WEPXVS1238C	12	WPXC34	18	WPXGRIP34	24	WPXPAE34	19
WEPXPAT881	11	WEPXVT123838C	12	WPXC341	18	WPXJH1	24	WPXPAE341	19
WEPXPAT8834	11	WPPB1001	15	WPXC3412	18	WPXJH12	24	WPXPAF1212S	20
WEPXPAT886	11	WPPB10012	15	WPXC38	18	WPXJH34	24	WPXPAF1234S	20
WEPXPAT887	11	WPPB10034	15	WPXCPVC12	18	WPXMA1	20	WPXPAF1278S	20
WEPXPR1	9	WPPB201	15	WPXCPVC34	18	WPXMA12	20	WPXPAF34S	20
WEPXPR12	9	WPPB2012	15	WPXCR1	23	WPXMA1234	20	WPXPAFES12	19
WEPXPRV34WG	12	WPPB2034	15	WPXCR12	23	WPXMA134	20	WPXPAFES1234	19
WEPXS1	13	WPPB30012	15	WPXCR12LT	23	WPXMA34	20	WPXPAFES134	19
WEPXS12	13	WPPB30034	15	WPXCR34	23	WPXMA341	20	WPXPAFES34	19
WEPXS34	13	WPPB50012	15	WPXCR34LT	23	WPXMA3412	20	WPXPAM1	20
WEPXS6	13	WPPB50034	15	WPXCR38	23	WPXMA3812	20	WPXPAM12	20
WEPXS7	13	WPPR1001	15	WPXCSST18	24	WPXMANI12P	24	WPXPAM1234	20
WEPXS8	13	WPPR10012	15	WPXCSST1834	24	WPXMANI16P	24	WPXPAM34	20
WEPXSTUBWE12	12	WPPR10034	15	WPXCSST1834BV	24	WPXMANI20P	24	WPXPAM3412	20
WEPXSTUBWE34	12	WPPR201	15	WPXDEE12	19	WPXMANI24P	24	WPXPAME12	19
WEPXT1	10	WPPR2012	15	WPXDEE34	19	WPXMANI28P	24	WPXPAME1234	19
WEPXT1112	10	WPPR2034	15	WPXDEE3412	19	WPXMANI32P	24	WPXPAME1234	19
WEPXT1134	10	WPPR30012	15	WPXDET12	21	WPXMANI36P	24	WPXPAME34	19
WEPXT12	10	WPPR30034	15	WPXDET34	21	WPXMBA	24	WPXPAME3412	19
WEPXT121234	10	WPPR50012	15	WPXE1	18	WPXME12	18	WPXPAP1	21
WEPXT34	10	WPPR50034	15	WPXE12	18	WPXME1234	18	WPXPAP12	21
WEPXT341212	10	WPPW1001	16	WPXE1234	18	WPXME34	18	WPXPAP34	21
WEPXT341234	10	WPPW10012	16	WPXE34	18	WPXMS1	20	WPXPAT1	21
WEPXT343412	10	WPPW10014	16	WPXE38	18	WPXMS12	20	WPXPAT1112	21
WEPXV1	12	WPPW10034	16	WPXFA1	19	WPXMS34	20	WPXPAT1134	21
WEPXV12	12	WPPW201	16	WPXFA12	19	WPXNPSM34	24	WPXPAT12	21
WEPXV12M	12	WPPW2012	16	WPXFA1234	19	WPXP1	21	WPXPAT121234	21
WEPXV12S	12	WPPW2034	16	WPXFA34	19	WPXP12	21	WPXPAT1341	21
WEPXV12T	12	WPPW3001	16	WPXFA341	19	WPXP34	21	WPXPAT13434	21
WEPXV12WD	12	WPPW30012	16	WPXFA3412	19	WPXPA2PTC	21	WPXPAT34	21
WEPXV34	12	WPPW30034	16	WPXFA34B1F	19	WPXPA2PTO	21	WPXPAT341212	21
WEPXV34M	12	WPPW5001	16	WPXFAE12	18	WPXPA4PTC	21	WPXPAT341234	21
WEPXV34S	12	WPPW50012	16	WPXFB12S	19	WPXPA4PTO	21	WPXPAT34341	21
WEPXV34T	12	WPPW50034	16	WPXFF34S	19	WPXPA6PTO	21	WPXPAT343412	21
WEPXV34WD	12	WPXBC12	18	WPXFPH12	22	WPXPAC1	18	WPXPC1	23

# PART NUMBER INDEX

Part #	Page #
WPXPC12	23
WPXPC34	23
WPXPC38	23
WPXPR1	19
WPXPR12	19
WPXPR34	19
WPXPRO12	23
WPXPRO34	23
WPXPRV34WG	22

Part #	Page #
WPXSCV1234	22
WPXSCV34	22
WPXSS1	23
WPXSS12	23
WPXSS34	23
WPXSTP	24
WPXSTUB8WE	24
WPXSUSCLAMPU	24
WPXT1	20

Part #	Page #
WPXT1112	20
WPXT1134	20
WPXT12	20
WPXT121234	20
WPXT34	20
WPXT341212	20
WPXT341234	20
WPXT343412	20
WPXT38	20

Part #	Page #
WPXTALON	24
WPXV1	22
WPXV12	22
WPXV12M	22
WPXV12T	22
WPXV12WD	22
WPXV34	22
WPXV34M	22
WPXV34T	22

Part #	Page #
WPXV34WD	22
WPXVA1214C	22
WPXVA1238C	22
WPXVS1214C	22
WPXVS1238C	22
WPXVT121238	22





11210 Allen Station Drive  
Mint Hill, NC 28227

[www.mosackgroup.com](http://www.mosackgroup.com)  
1-888-229-2874

TMG-Wholesale-Catalog-04/23/24

